

If your instructor is using a proctor tool called SmarterProctoring, please read below:

- For Proctored Online Exams, students will need to be aware that:
 - **A Chrome Browser (version 74 or higher) on a standalone PC, Mac, or newer Chromebook with a microphone and camera is required.**
 - Webcams with built-in microphones can be ordered through the SIC Bookstore.
 - Free Software will need to be installed on your device. Installing it is part of the process when you start the exam.
 - **If the computer is borrowed or someone else owns it, you may need permission.**
 - **Do not use tablets or cell phones.**

USE A COMPUTER WITH GOOGLE CHROME, WEBCAM, AND MIC



SOME COMPUTERS MAY HAVE BUILT IN CAMERAS AND MICROPHONES. ALSO, MOST EXTERNAL WEBCAMS HAVE MICROPHONES BUILT IN.

- An internet speed of 1Mbps or higher is required.
- **Students will need to present a photo ID to start the test.**
 - Can be a driver's license, SIC Student ID, or some other legitimate photo ID. State or Government issued ID's are preferred.
- **Students should also allow ample time to complete the exam – possibly starting earlier than usual.**
 - This will allow enough time to start the proctored test and handle any problems that might arise.
- Review the information on this link for more detail:
<https://smarterproctoring.zendesk.com/hc/en-us/sections/360008137592-Automated-Proctoring>

Technical Support 24/7 - SmarterProctoring

Review technical requirements to make sure your computer or browser is up to date. To use SmarterProctoring, your computer must have JavaScript and cookies enabled. For additional help, email support@smarterproctoring.com.

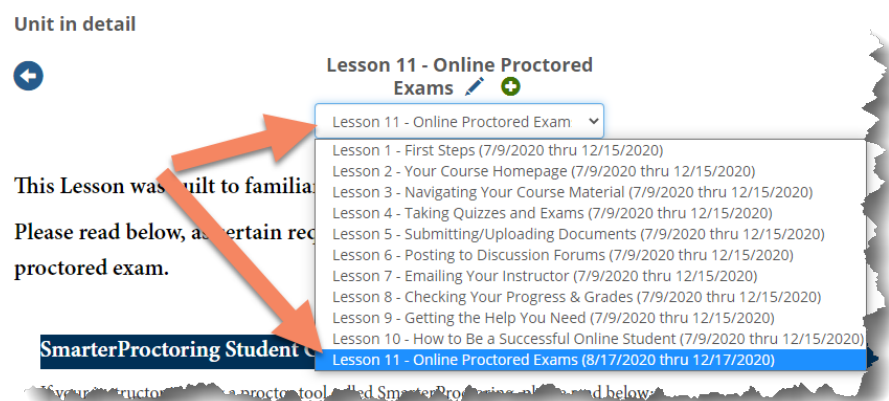
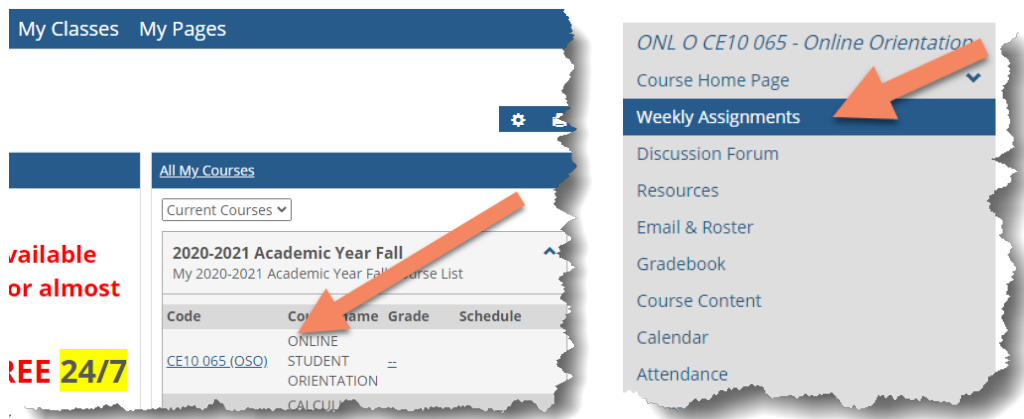
How It Works

SmarterProctoring is designed to make proctored exams easier for everyone.

- Make sure your computer and browser meet the previously mentioned requirements.
- Have a nice quiet location to take the exam.
- Make sure you give yourself extra time to complete the exam. Start earlier if at all possible.
- Login to MySIC and select your course.
- Navigate to the exam, and click start exam.
- Be prepared to have your ID ready.

A practice version of a proctored exam is available on MySIC.

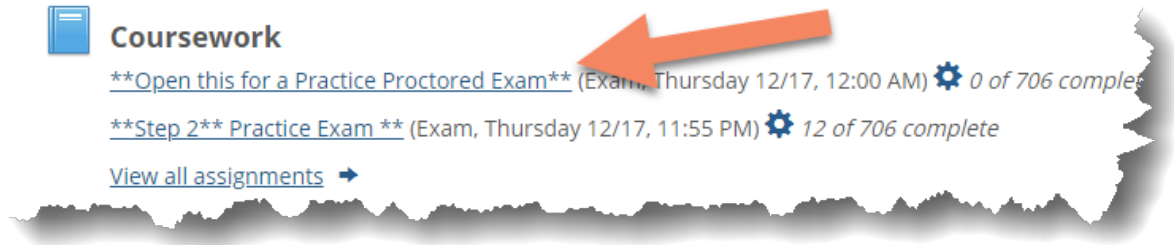
- Log on to My SIC: <https://my.sic.edu/ics>
- Navigate to the My Classes tab, then click on the course labeled “ONLINE STUDENT ORIENTATION.”
- Inside this course, click on [Weekly Assignments](#) on the left, and navigate to Lesson 11.



Take this if you anticipate taking an online proctored exam.

This may help you become familiar with the process and identify any issues or concerns in advance.

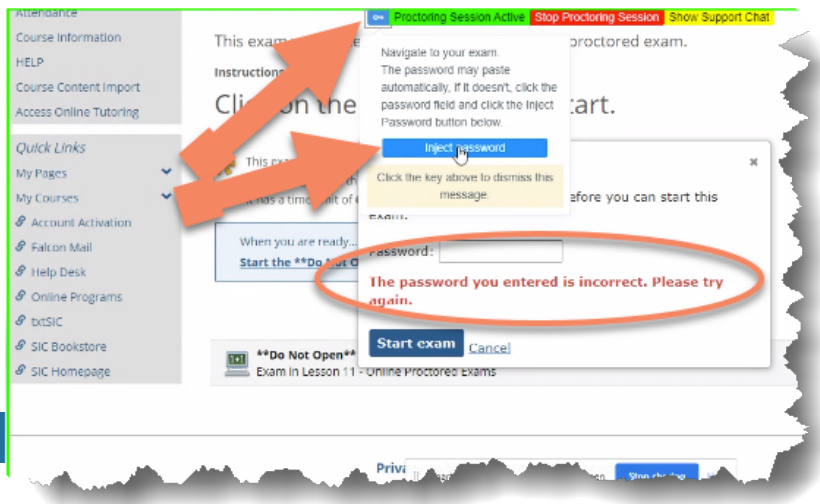
You may see two tests; click on the one that says "Proctored."



***** Password for Test *****

You may be prompted for a password, but the Proctoring Service should prefill it out for you.

If it does not, or the password does not work, make sure the block is blank and click on the key near the top of the screen, then click on "Inject Password." Do not save the password, it will overwrite your MySIC login.



Click the Start exam button when ready.

