

2021 EADA Survey

Institution: (148937)

User ID: E1489371

Screening Questions

Please answer these questions carefully as your responses will determine which subsequent data entry screens are appropriate for your institution.

1. How will you report Operating (Game-day) Expenses?

- By Team Per Participant

2. Select the type of varsity sports teams at your institution.

- Men's Teams
- Women's Teams
- Coed Teams

3. Do any of your teams have assistant coaches?

- Yes
- Men's Teams
- Women's Teams
- Coed Teams
- No

If you save the data on this screen, then return to the screen to make changes, note the following:

- 1) If you select an additional type of team remember to include associated data for that type of team on subsequent screens;
- 2) If you delete a type of team but have already entered associated data on other screens, all associated data for that type of team will be deleted from subsequent

screens. However, because the survey system has to recalculate the totals, you must re-save every screen.

Sports Selection - Men's and Women's Teams

Select the varsity sports teams at your institution.

Sport	Men's	Women's	Sport	Men's	Women's
Archery	<input type="checkbox"/>	<input type="checkbox"/>	Badminton	<input type="checkbox"/>	<input type="checkbox"/>
Baseball	<input checked="" type="checkbox"/>		Basketball	<input type="checkbox"/>	<input type="checkbox"/>
Beach Volleyball	<input type="checkbox"/>	<input type="checkbox"/>	Bowling	<input type="checkbox"/>	<input type="checkbox"/>
Cross Country	<input type="checkbox"/>	<input type="checkbox"/>	Diving	<input type="checkbox"/>	<input type="checkbox"/>
Equestrian	<input type="checkbox"/>	<input type="checkbox"/>	Fencing	<input type="checkbox"/>	<input type="checkbox"/>
Field Hockey		<input type="checkbox"/>	Football	<input type="checkbox"/>	
Golf	<input type="checkbox"/>	<input type="checkbox"/>	Gymnastics	<input type="checkbox"/>	<input type="checkbox"/>
Ice Hockey	<input type="checkbox"/>	<input type="checkbox"/>	Lacrosse	<input type="checkbox"/>	<input type="checkbox"/>
Rifle	<input type="checkbox"/>	<input type="checkbox"/>	Rodeo	<input type="checkbox"/>	<input type="checkbox"/>
Rowing	<input type="checkbox"/>	<input type="checkbox"/>	Sailing	<input type="checkbox"/>	<input type="checkbox"/>
Skiing	<input type="checkbox"/>	<input type="checkbox"/>	Soccer	<input type="checkbox"/>	<input type="checkbox"/>
Softball		<input checked="" type="checkbox"/>	Squash	<input type="checkbox"/>	<input type="checkbox"/>
Swimming	<input type="checkbox"/>	<input type="checkbox"/>	Swimming and Diving (combined)	<input type="checkbox"/>	<input type="checkbox"/>
Synchronized Swimming		<input type="checkbox"/>	Table Tennis	<input type="checkbox"/>	<input type="checkbox"/>
Team Handball	<input type="checkbox"/>	<input type="checkbox"/>	Tennis	<input type="checkbox"/>	<input type="checkbox"/>
Track and Field (Indoor)	<input type="checkbox"/>	<input type="checkbox"/>	Track and Field (Outdoor)	<input type="checkbox"/>	<input type="checkbox"/>
Track and Field	<input type="checkbox"/>	<input type="checkbox"/>	Volleyball	<input type="checkbox"/>	<input type="checkbox"/>

and Cross
Country
(combined)

Water Polo Weight Lifting

Wrestling Other Sports
(Specify sports in the caveat box.)*

Caveat:

The caveat on this screen is for internal use and does not appear on the EADA Dissemination Website (public site). If you want information to appear on the public site, enter it on the Athletic Participation screen.

* If you indicated in the caveat box that your other sports are Dancing and/or Cheerleading, please specify in the caveat box that these are competitive varsity teams (i.e., not pep squads).

If you save the data on this screen, then return to the screen to make changes, note the following:

- 1) If you select an additional team remember to include associated data for that sport on subsequent screens;
- 2) If you delete a sport but have already entered associated data on other screens, all associated data for that sport will be deleted from subsequent screens. However, because the survey system has to recalculate the totals, you must re-save every screen.

Athletics Participation - Men's and Women's Teams

Enter the number of participants as of the day of the first scheduled contest.

Varsity Teams

Men's Teams

Women's Teams

Baseball

31

Softball

Total Participants Men's and Women's Teams

Unduplicated Count of Participants

(This is a head count. If an individual participates on more than one team, count that individual only once on this line.)

CAVEAT

(For each men's or women's team that includes opposite sex participants, specify the number of male and the number of female students on that team in this caveat box. This does not apply for coed teams. Additionally, provide any other clarifying information here.)

If you save the data on this screen, then return to the screen to make changes, please note you must re-save every screen because the survey system has to recalculate the totals.

Head Coaches - Men's Teams

For each men's team, indicate whether the head coach is male or female, was assigned to the team on a full-time or part-time basis, and whether the coach was employed by the institution on a full-time basis or on a part-time or volunteer basis, by entering a 1 in the appropriate field.

The Swimming and Diving (combined) fields allow up to 2 head coaches. The Track and Field and Cross Country (combined) fields allow up to 3.

Male Head Coaches

Female Head Coaches

Varsity Teams	Assigned to Team on a Full-Time Basis	Assigned to Team on a Part-Time Basis	Full-Time Institution Employee	Part-Time Institution Employee or Volunteer	Assigned to Team on a Full-Time Basis	Assigned to Team on a Part-Time Basis	Full-Time Institution Employee	Part-Time Institution Employee or Volunteer	Total Head Coaches
---------------	---------------------------------------	---------------------------------------	--------------------------------	---	---------------------------------------	---------------------------------------	--------------------------------	---	--------------------

Baseball

	<input type="text" value=""/>	<input type="text" value="1"/>	<input type="text" value="1"/>	<input type="text" value=""/>	<input type="text" value=""/>	<input type="text" value=""/>	<input type="text" value=""/>	<input type="text" value=""/>	<input type="text" value="1"/>
Coaching Position Totals	<input type="text" value="0"/>	<input type="text" value="1"/>	<input type="text" value="1"/>	<input type="text" value="0"/>	<input type="text" value="0"/>	<input type="text" value="0"/>	<input type="text" value="0"/>	<input type="text" value="0"/>	<input type="text" value="1"/>

CAVEAT

Head Coaches - Women's Teams

For each women's team, indicate whether the head coach is male or female, was assigned to the team on a full-time or part-time basis, and whether the coach was employed by the institution on a full-time basis or on a part-time or volunteer basis, by entering a 1 in the appropriate field.

The Swimming and Diving (combined) fields allow up to 2 head coaches. The Track and Field and Cross Country (combined) fields allow up to 3.

Male Head Coaches

Female Head Coaches

Varsity Teams	Assigned to Team on a Full-Time Basis	Assigned to Team on a Part-Time Basis	Full-Time Institution Employee	Part-Time Institution Employee or Volunteer	Assigned to Team on a Full-Time Basis	Assigned to Team on a Part-Time Basis	Full-Time Institution Employee	Part-Time Institution Employee or Volunteer	Total Head Coaches
Softball	<input type="text" value=""/>	<input type="text" value=""/>	<input type="text" value=""/>	<input type="text" value=""/>	<input type="text" value=""/>	<input type="text" value="1"/>	<input type="text" value="1"/>	<input type="text" value=""/>	<input type="text" value="1"/>
Coaching Position Totals	<input type="text" value="0"/>	<input type="text" value="0"/>	<input type="text" value="0"/>	<input type="text" value="0"/>	<input type="text" value="0"/>	<input type="text" value="1"/>	<input type="text" value="1"/>	<input type="text" value="0"/>	<input type="text" value="1"/>

CAVEAT

Head Coaches' Salaries - Men's and Women's Teams

Enter only salaries and bonuses that your institution pays head coaches as compensation for coaching. Do not include benefits on this screen. Do not include volunteer coaches in calculating the average salary and the Full-Time Equivalent (FTE) Total. For help calculating the FTE total click on the Instructions link on this screen.

	Men's Teams	Women's Teams
Average Annual Institutional Salary per Head Coaching Position (for coaching duties only)	4,986	4,986
Number of Head Coaching Positions Used to Calculate the Average	1	1
Number of Volunteer Head Coaching Positions (Do not include these coaches in your salary or FTE calculations.)		
Average Annual Institutional Salary per Full-time equivalent (FTE)	16,620	16,620
Sum of Full-Time Equivalent (FTE) Positions Used to Calculate the Average	0.30	0.30

CAVEAT

Assistant Coaches - Men's Teams

For each men's team, indicate whether the assistant coach is male or female, was

assigned to the team on a full-time or part-time basis, and whether the coach was employed by the institution on a full-time basis or on a part-time or volunteer basis, by entering a 1 in the appropriate field.

Male Assistant Coaches

Female Assistant Coaches

Varsity Teams	Assigned to Team on a Full-Time Basis	Assigned to Team on a Part-Time Basis	Full-Time Institution Employee	Part-Time Institution Employee or Volunteer	Assigned to Team on a Full-Time Basis	Assigned to Team on a Part-Time Basis	Full-Time Institution Employee	Part-Time Institution Employee or Volunteer	Total Assistant Coaches
Baseball	<input type="text"/>	<input type="text" value="1"/>	<input type="text"/>	<input type="text" value="1"/>	<input type="text"/>	<input type="text"/>	<input type="text"/>	<input type="text"/>	<input type="text" value="1"/>
Coaching Position Totals	<input type="text" value="0"/>	<input type="text" value="1"/>	<input type="text" value="0"/>	<input type="text" value="1"/>	<input type="text" value="0"/>	<input type="text" value="0"/>	<input type="text" value="0"/>	<input type="text" value="0"/>	<input type="text" value="1"/>

CAVEAT

Assistant Coaches - Women's Teams

For each women's team, indicate whether the assistant coach is male or female, was assigned to the team on a full-time or part-time basis, and whether the coach was employed by the institution on a full-time basis or on a part-time or volunteer basis, by entering a 1 in the appropriate field.

Male Assistant Coaches

Female Assistant Coaches

Varsity Teams	Assigned to Team on a Full-Time Basis	Assigned to Team on a Part-Time Basis	Full-Time Institution Employee	Part-Time Institution Employee or Volunteer	Assigned to Team on a Full-Time Basis	Assigned to Team on a Part-Time Basis	Full-Time Institution Employee	Part-Time Institution Employee or Volunteer	Total Assistant Coaches
---------------	---------------------------------------	---------------------------------------	--------------------------------	---	---------------------------------------	---------------------------------------	--------------------------------	---	-------------------------

Softball	<input type="text"/>	<input type="text"/>	<input type="text"/>	<input type="text"/>	<input type="text"/>	<input type="text" value="1"/>	<input type="text"/>	<input type="text" value="1"/>	<input type="text" value="1"/>
Coaching Position Totals	<input type="text" value="0"/>	<input type="text" value="0"/>	<input type="text" value="0"/>	<input type="text" value="0"/>	<input type="text" value="0"/>	<input type="text" value="1"/>	<input type="text" value="0"/>	<input type="text" value="1"/>	<input type="text" value="1"/>

CAVEAT

Assistant Coaches' Salaries - Men's and Women's Teams

Enter only salaries and bonuses that your institution pays assistant coaches as compensation for coaching. Do not include benefits on this screen. Do not include volunteer coaches in calculating the average salary and the Full-Time Equivalent (FTE) Total. For help calculating the FTE total click on the Instructions link on this screen.

	Men's Teams	Women's Teams
Average Annual Institutional Salary per Assistant Coaching Position <i>(for coaching duties only)</i>	<input type="text" value="4,105"/>	<input type="text" value="4,105"/>
Number of Assistant Coaching Positions Used to Calculate the Average	<input type="text" value="1"/>	<input type="text" value="1"/>
Number of Volunteer Assistant Coaching Positions <i>(Do not include these coaches in your salary or FTE calculations.)</i>	<input type="text"/>	<input type="text"/>
Average Annual Institutional Salary per Full-time equivalent (FTE)	<input type="text" value="15,788"/>	<input type="text" value="15,788"/>
Sum of Full-Time Equivalent (FTE) Positions Used to Calculate the Average	<input type="text" value="0.26"/>	<input type="text" value="0.26"/>

CAVEAT

Athletically Related Student Aid - Men's and Women's Teams

Athletically related student aid is any scholarship, grant, or other form of financial assistance, offered by an institution, the terms of which require the recipient to participate in a program of intercollegiate athletics at the institution. Other student aid, of which a student-athlete simply happens to be the recipient, is not athletically related student aid. If you do not have any aid to report, enter a 0.

	Men's Teams	Women's Teams	Total
Amount of Aid	74,943	60,545	135,488
Ratio (percent)	55	45	100%

CAVEAT

Recruiting Expenses - Men's and Women's Teams

Recruiting expenses are all expenses an institution incurs attributable to recruiting activities. This includes, but is not limited to, expenses for lodging, meals, telephone use, and transportation (including vehicles used for recruiting purposes) for both recruits and personnel engaged in recruiting, and other expenses for official and unofficial visits, and all other expenses related to recruiting. If you do not have any recruiting expenses to report, enter a 0.

	Men's Teams	Women's Teams	Total
Total	0	0	0

CAVEAT

Operating (Game-Day) Expenses - Men's and Women's Teams by Team

Operating expenses are all expenses an institution incurs attributable to home, away, and neutral-site intercollegiate athletic contests (commonly known as "game-day expenses"), for (A) Lodging, meals, transportation, uniforms, and equipment for coaches, team members, support staff (including, but not limited to team managers and trainers), and others; and (B) Officials.

For a sport with a men's team and a women's team that have a combined budget, click [here](#) for special instructions. Report actual numbers, not budgeted or estimated numbers. Please do not round beyond the next dollar.

Men's Teams

Women's Teams

Varsity Teams	Men's Teams			Women's Teams			Total Operating Expenses
	Participants	Operating Expenses per Participant	By Team	Participants	Operating Expenses per Participant	By Team	
Baseball	31	1,114	34,527				34,527
Softball				19	1,137	21,604	21,604
Total Operating Expenses Men's and Women's Teams	31		34,527	19		21,604	56,131

CAVEAT

Note: This screen is for game-day expenses only.

Total Expenses - Men's and Women's Teams

Enter all expenses attributable to intercollegiate athletic activities. This includes appearance guarantees and options, athletically related student aid, contract services, equipment, fundraising activities, operating expenses, promotional activities, recruiting expenses, salaries and benefits, supplies, travel, and any other expenses attributable to intercollegiate athletic activities.

Report actual numbers, not budgeted or estimated numbers. Please do not round beyond the next dollar.

Varsity Teams	Men's Teams	Women's Teams	Total
Baseball	118,561		118,561
Softball		91,240	91,240
Total Expenses of all Sports, Except Football and Basketball, Combined	118,561	91,240	209,801
Total Expenses Men's and Women's Teams	118,561	91,240	209,801
Not Allocated by Gender/Sport (Expenses not attributable to a particular sport or sports)			13,312
Grand Total Expenses			223,113

CAVEAT

Total Revenues - Men's and Women's Teams

Your total revenues must cover your total expenses.

Enter all revenues attributable to intercollegiate athletic activities. This includes revenues from appearance guarantees and options, an athletic conference, tournament or bowl games, concessions, contributions from alumni and others, institutional support, program advertising and sales, radio and television, royalties, signage and other sponsorships, sport camps, state or other government support, student activity fees, ticket and luxury box sales, and any other revenues attributable to intercollegiate athletic activities.

Report actual numbers, not budgeted or estimated numbers. Please do not round beyond the next dollar.




Varsity Teams	Men's Teams	Women's Teams	Total
Baseball	118,561		118,561
Softball		91,240	91,240
Total Revenues of all Sports, Except Football and Basketball, Combined	118,561	91,240	209,801
Total Revenues Men's and Women's Teams	118,561	91,240	209,801
Not Allocated by Gender/Sport (Revenues not attributable to a particular sport or sports)			13,312
Grand Total for all Teams (includes by team and not allocated by gender/sport)			223,113

CAVEAT

Summary - Men's and Women's Teams

Your Grand Total Revenues must be equal to or greater than your Grand Total Expenses or you will not be able to lock your survey.

	Men's Teams	Women's Teams	Total
1 <u>Total of Head Coaches' Salaries</u>	4,986	4,986	9,972
2 <u>Total of Assistant Coaches' Salaries</u>	4,105	4,105	8,210
3 <u>Total Salaries (Lines 1+2)</u>	9,091	9,091	18,182

4	<u>Athletically Related Student Aid</u>	74,943	 545	135,488
5	<u>Recruiting Expenses</u>	0	0	0
6	<u>Operating (Game-Day) Expenses</u>	34,527	21,604	56,131
<hr/>				
7	<u>Summary of Subset Expenses (Lines 3+4+5+6)</u>	118,561	91,240	209,801
8	<u>Total Expenses for Teams</u>	118,561	91,240	209,801
<hr/>				
9	<u>Total Expenses for Teams Minus Subset Expenses (Line 8 – Line 7)</u>			0
10	<u>Not Allocated Expenses</u>			13,312
11	<u>Grand Total Expenses (Lines 8+10)</u>			223,113
12	<u>Total Revenues for Teams</u>	118,561	91,240	209,801
13	<u>Not Allocated Revenues</u>			13,312
14	<u>Grand Total Revenues (Lines 12+13)</u>			223,113
15	<u>Total Revenues for Teams minus Total Expenses for Teams (Line 12-Line 8)</u>	0	0	0
16	<u>Grand Total Revenues Minus Grand Total Expenses (Line 14- Line 11)</u>			0

To return to a data entry screen, click on the link in the [Navigation Menu](#).
 To proceed to the Supplemental Information screen, click on the link in the [Navigation Menu](#) or click on the "Next" button on this screen.

Supplemental Information (optional)

This screen may be used to help the reader better understand the data you have provided, or to help a prospective student-athlete make an informed choice of an athletics program.

This information will be viewable on the EADA public website. Please do not include the names of individuals or write messages to the help desk.

To explain specific data entered on a previous screen, please use the caveat box on that screen.