

Part 1: Survey Administration and Number of Responses

To complete PART 1 answer all of the following questions about how the survey was administered at your institution and the numbers of responses to the survey. This is to help the state task force understand how institutions collected data in the real world. **Instructions for completing each question** are highlighted in blue.

Question	Instructions and Responses
1. What is the name of your institution?	<i>Enter the name of your institution below</i> Southeastern Illinois College
1A. If you have an IBHE FICE Code, please enter your institution's FICE code (see IBHEFICE List)	<i>Enter the FICE of your institution below</i> 1757
2. Who is completing this form on behalf of the institution?	<i>Enter name(s) of person(s) completing this on behalf of the</i> Dr. Chris Barr
3. What is the contact information for the person completing this form?	<i>Enter email and/or phone number for each person completing</i> chris.barr@sic.edu
4. When was the survey opened for participation at your institution?	<i>Enter Month, Date, and Year. If exact date is unknown, provide</i> 2-Apr-24
5. When was the survey closed at your institution?	<i>Enter Month, Date, and Year. If exact date is unknown, provide</i> 10-May-24
	<i>Describe number of weeks the survey was open for participation</i>
6. How long was the survey open for?	6 weeks

7. What, if any, incentives or inducements were provided to encourage participation?	<i>Use text to describe all incentives or inducements (both</i> None
--	--

8. How, if at all, was the survey promoted and/or advertised to students and/or subgroups of students?	<i>Use text to describe all methods for advertising and/or</i> It was emailed to all registered students and posted in the dashboard of our online learning platform
--	--

9. What software platform(s) did you use to administer the online survey to students?	<i>Using text, indicate the online survey tool(s) used by your</i> SurveyMonkey
---	---

10. How many total people completed any part of the survey?	<i>Enter the total number of people who began the survey,</i> 57
--	---

11. How many people completed the entire survey ?	<i>Enter the total number of people who completed the entire survey to the last question. Answering prefer not to say or prefer not to respond is still considered completing a question.</i> 20
--	---

We modified Q1 to ensure everyone taking the survey was over the age of 18.

12. How many people completed through the last question in the Sexual and Gender Harassment Module of the base survey or a question after it. **of the base survey?** This means that they completed question 33 "Many people choose not to tell anyone about experiences of sexual misconduct. This is a very normal response. What led you to choose not to tell anyone about your experience?" or a question after it.

Enter the total number of people who completed at least the last question in the Sexual and Gender Harassment Module

1

13. How many total students were **invited** to complete the survey?

Enter the total number below, or "Unknown" if you do not know.

1,565

Thank you for completing Part 1. Please complete Part 2.

Part 2: Survey Results (based on participants who completed at least the Sexual and Gender Harassment Module)

*Part 2 requires you to report on results of your institution's survey. For all questions in this section, **only report results based on Harassment Module or a question after it.** That means participants must have completed through question 33 from the base survey "Many people choose not to tell anyone about experiences of sexual misconduct. This is a very normal response. What led you to choose not to tell anyone about your experience?" or a question after it. **Certain questions were modifiable by institution. These are denoted by two asterisks(**).** For these questions, you will need to report on results from the institution's survey. Note that the numbering in the reporting template may not match the numbering in your survey, particularly if your institution modified questions.*

DEMOGRAPHICS SECTION

Question

Instructions and Responses

1. What is your age?	Report the number of people who chose each response. However, if
	18-21
	[Enter your answer here]

2. What is your current gender identity?	Report the number of people who chose each response. However, if
	Woman
	24

3. Are you transgender?	Report the number of people who chose each response. However, if
	Yes
	NR

4. Describe your race/ethnicity? (Select all that apply)**	Instructions for questions that were modifiable by institution: Re "Example" sheet in this Excel file if you wish to see an example of h less than 20 responses to any answer DO NOT give the number, an
	Total number of participants who responded to this question
	40

4A. If different race/ethnicity than IPEDS, please explain?

Instructions for questions that were modifiable by institution: Report the number of people who chose each response. However, if you have less than 20 responses to any answer DO NOT give the number, and

5. In what year did you first enroll as a student at [INSTITUTION]?**

Instructions for questions that were modifiable by institution: Report the number of people who chose each response. However, if you have less than 20 responses to any answer DO NOT give the number, and

Total number of participants who responded to this question

40

6. What is your sexual orientation? (Select all that apply)

Report the number of people who chose each response. However, if you have less than 20 responses to any answer DO NOT give the number, and

Gay

NR

7. Since you've been a student at [INSTITUTION], have you been a member or participated in any of the following? (Select all that apply)**

Instructions for questions that were modifiable by institution: Report the number of people who chose each response. However, if you have less than 20 responses to any answer DO NOT give the number, and

Total number of participants who responded to this question

NR

8. Do you attend an exclusively online program? Do not

Report the number of people who chose each response. However, if you have less than 20 responses to any answer DO NOT give the number, and

8. Do you attend an exclusively online program? DO NOT include hybrid courses.	Yes NR
--	-----------

9. Which of the following best describes your living situation?**	Instructions for questions that were modifiable by institution: Report the number of people who chose each response. However, if you have less than 20 responses to any answer DO NOT give the number, and instead report NR. Total number of participants who responded to this question 40
---	---

10. Do you identify as a student with a disability? Disabilities may include physical disability, chronic mental health conditions, chronic health conditions, or intellectual or developmental disability.	Report the number of people who chose each response. However, if you have less than 20 responses to any answer DO NOT give the number, and instead report NR. Yes NR
---	---

11. Have you registered with [INSTITUTION]'s office of student accessibility and disability services?	Report the number of people who chose each response. However, if you have less than 20 responses to any answer DO NOT give the number, and instead report NR. Yes NR
---	---

12. What is your U.S. citizenship status?	Report the number of people who chose each response. However, if you have less than 20 responses to any answer DO NOT give the number, and instead report NR. U.S. citizen 34
---	--

PERCEPTIONS OF STUDENT WELLNESS AND CAMPUS SAFETY SECTION

Question	Instructions and Responses
13. Have you done the following during the last 12 months at [INSTITUTION]? Remember that all of your answers are private; no professor or instructor will ever see them.	Report the number of people who selected each of the following. If you have less than 20 responses to any answer DO NOT give the number, and instead report NR. Missed class NR

	<i>Report the number of people who chose each response. However, if</i>
14. I feel safe on campus at [INSTITUTION]	Strongly Disagree NR

15. Using the scale provided, please indicate the degree to which you agree or disagree with the following statements.

	<i>Report the number of people who chose each response. However, if</i>
15a. On or around this campus, I feel safe from sexual harassment	Strongly Disagree NR

15b. On or around this campus, I feel safe from I feel safe from dating or domestic violence.	<i>Report the number of people who chose each response. However, if</i> Strongly Disagree NR
---	--

15c. On or around this campus, I feel safe from sexual assault or abuse.	<i>Report the number of people who chose each response. However, if</i> Strongly Disagree NR
--	--

15d. On or around this campus, I feel safe from stalking.	<i>Report the number of people who chose each response. However, if</i> Strongly Disagree NR
---	--

16. Using the scale provided, please indicate the degree to which you agree or disagree with the following statements about sex

	<i>Report the number of people who chose each response. However, if</i>
16a. I don't think sexual misconduct is a problem at [INSTITUTION].	Strongly Disagree NR

16b. I don't think there is much I can do about sexual misconduct on this campus.	<i>Report the number of people who chose each response. However, if</i> Strongly Disagree NR
---	--

16c. There isn't much need for me to think about sexual misconduct while at [INSTITUTION].	<i>Report the number of people who chose each response. However, if</i> Strongly Disagree NR
--	--

16d. I have recently taken part in activities or volunteered my time on projects focused on ending sexual misconduct on campus	<i>Report the number of people who chose each response. However, if</i> Strongly Disagree NR
--	--

16e. I have heard comments or seen online posts from [INSTITUTION] students that make jokes about dating violence, sexual assault, or	<i>Report the number of people who chose each response. However, if</i> Strongly Disagree NR
---	--

UNDERSTANDING OF RESOURCES SECTION	
Question	Instructions and Responses

17. Using the scale provided, please indicate your level of agreement with the following statements	
17a. If a friend or I experienced sexual misconduct, I know w	<i>Report the number of people who chose each response. However, if</i> Strongly Disagree NR

17b. I would know where to go to make a report of sexual m	<i>Report the number of people who chose each response. However, if</i> Strongly Disagree NR
--	--

17c. I know what the process is after a student reports sexua	<i>Report the number of people who chose each response. However, if</i> Strongly Disagree NR
---	--

17d. I understand that I can request accommodations if I exp	<i>Report the number of people who chose each response. However, if</i> Strongly Disagree NR
--	--

18. I am aware of the function of the following campus and community resources related to sexual misconduct:**

Note that the examples in question 18a-d were modifiable by institution. Whether your institution modified the examples or not,

18a. I am aware of the function of the following campus and community resources related to sexual misconduct: [INSTITUTION]'s safety, health, and wellness services (ex. counseling, wellness center)	Report the number of people who chose each response. However, Strongly Disagree NR
---	---

18b. I am aware of the function of the following campus and community resources related to sexual misconduct: Community-based services outside the institution (ex. outside counseling, medical or legal advocacy).	Report the number of people who chose each response. However, Strongly Disagree NR
---	---

18c. I am aware of the function of the following campus and community resources related to sexual misconduct: Hotlines (including institutional, local, and national).	Report the number of people who chose each response. However, Strongly Disagree NR
--	---

18d. I am aware of the function of the following campus and community resources related to sexual misconduct: [INSTITUTION]'s Title IX or other institutional office that addresses formal reports	Report the number of people who chose each response. However, Strongly Disagree NR
--	---

CONSENT MODULE (OPTIONAL)

This module from the base survey was OPTIONAL. If you included it in your institution's survey, please report this section of the results.

Question	Instructions and Responses
----------	----------------------------

19. Using the scale provided, please indicate the degree to which you agree or disagree with the following...statements as it applies to your institution.	
--	--

19a. Typically, I communicate sexual consent to my partner using nonverbal signals and body language.	Report the number of people who chose each response. However, Strongly Disagree NR
---	---

19b. It is easy to accurately read my current partner's nonverbal signals and body language.	Report the number of people who chose each response. However, Strongly Disagree NR
--	---

nonverbal signals as indicating consent or non-consent to sexual activity.	Strongly Disagree NR
19c. Typically, I ask for consent by making a sexual advance and waiting for a reaction, so I know whether or not to continue	<i>Report the number of people who chose each response. However, I</i> Strongly Disagree NR
19d. I don't have to ask or give my partner sexual consent because my partner knows me well enough	<i>Report the number of people who chose each response. However, I</i> Strongly Disagree NR
19e. I don't have to ask or give my partner sexual consent because I have a lot of trust in my partner to "do the right thing."	<i>Report the number of people who chose each response. However, I</i> Strongly Disagree NR
19f. I always verbally ask for consent before I initiate a sexual encounter.	<i>Report the number of people who chose each response. However, I</i> Strongly Disagree NR
20. Using the scale provided, please indicate the degree to which you agree or disagree with the following statements...	
20a. Consent must be given at each step in a sexual encounter.	<i>Report the number of people who chose each response. However, I</i> Strongly Disagree NR
20b. If a person initiates sex, but during foreplay says they no longer want to, the person has not given consent to continue.	<i>Report the number of people who chose each response. However, I</i> Strongly Disagree NR
20c. If a person doesn't physically resist sex, they have given consent.	<i>Report the number of people who chose each response. However, I</i> Strongly Disagree NR
	<i>Report the number of people who chose each response. However, I</i>

20d. Consent for sex one time is consent for future sex.	Strongly Disagree NR
<i>Report the number of people who chose each response. However, if</i>	
20e. If you and your sexual partner are both drunk, you don't have to worry about consent.	Strongly Disagree NR
<i>Report the number of people who chose each response. However, if</i>	
20f. Mixed signals can sometimes mean consent.	Strongly Disagree NR
<i>Report the number of people who chose each response. However, if</i>	
20g. If someone invites you to their place, they are giving consent for sex.	Strongly Disagree NR

SEXUAL AND GENDER HARASSMENT SECTION

Note that the numbering in the rest of this reporting template may not match the numbering in your survey, particularly if your i

Question	Instructions and Responses
21. While you have been at [INSTITUTION] in the last 12 months, how often have you been in a situation in which someone...?	<i>Report the number of people who chose each response. However, if</i>
21a. Treated you “differently” because of your gender or sex (ex., mistreated, slighted, or ignored you).	None NR
21b. Displayed, used, or distributed sexist or suggestive materials (ex. pictures, stories, or pornography which you found offensive).	None NR
<i>Report the number of people who chose each response. However, if</i>	
21c. Made offensive sexist remarks.	None NR
<i>Report the number of people who chose each response. However, if</i>	
21d. Put you down or was condescending to you	None

because of your gender or sex.

20

21e. Repeatedly told sexual stories or jokes that were offensive to you.	<i>Report the number of people who chose each response. However, if</i> None NR
21f. Made unwelcome attempts to draw you into a discussion of sexual matters (ex. attempted to discuss or comment on your sex life).	<i>Report the number of people who chose each response. However, if</i> None NR
21g. Made offensive remarks about your appearance, body, or sexual activities.	<i>Report the number of people who chose each response. However, if</i> None NR
21h. Made gestures or used body language of a sexual nature which embarrassed or offended you.	<i>Report the number of people who chose each response. However, if</i> None NR
21i. Made unwanted attempts to establish a romantic sexual relationship with you despite your efforts to discourage it	<i>Report the number of people who chose each response. However, if</i> None NR
21j. Continued to ask you for dates, drinks, dinner, etc., even though you said "No.	<i>Report the number of people who chose each response. However, if</i> None NR
21k. Touched you in a way that made you feel uncomfortable.	<i>Report the number of people who chose each response. However, if</i> None NR
21l. Made unwanted attempts to stroke, fondle, or kiss you.	<i>Report the number of people who chose each response. However, if</i> None NR

21m. Made you feel like you were being bribed with a reward to engage in sexual behavior.	None NR	Report the number of people who chose each response. However, if 20
21n. Made you feel threatened with some sort of retaliation for not submitting to sexual advances.	None	Report the number of people who chose each response. However, if 20
21o. Treated you badly for refusing to have sex.	None NR	Report the number of people who chose each response. However, if 20
21p. Implied better treatment if you submitted to sexual advances.	None	Report the number of people who chose each response. However, if 20
21q. Sent or posted unwelcome sexual comments, jokes or pictures to you or about you by text, email, social media or other electronic means.	None NR	Report the number of people who chose each response. However, if 20
21r. Spread unwelcome sexual rumors about you to others by text, email, social media, or other electronic means.	None	Report the number of people who chose each response. However, if 20
21s. Called you gay or lesbian or other terms related to gender identity in a negative way to others verbally or by text, email, social media, or other electronic means.	None	Report the number of people who chose each response. However, if 20
		Report the number of people who chose each response. However, if On campus, in an academic building (classroom, library, etc.)

22. Where did this happen?

NR

~~23. You indicated that you experienced at least one~~

situation in which someone caused you harm. Now think about which ONE SITUATION had the greatest effect on you. Yes

Are you willing to answer some additional questions about NR

Report the number of people who chose each response. However, I

24. The situation involved: (Select all that apply)

NR

Report the number of people who chose each response. However, I

Sexist or sexually offensive language, gestures or pictures

25. How was the individual(s) who did the unwanted behavior associated with [INSTITUTION]? (Select all that apply)

Student

NR

Report the number of people who chose each response. However, I

26. Please describe the gender(s) of the individual(s) who committed the unwanted behavior. (Select all that apply)

Woman

NR

Report the number of people who chose each res

27. Had the other person been consuming alcohol or drugs just prior to the incident?

They had been consuming alcohol

NR

Report the number of people who chose each res

	<i>Report the number of people who chose each response.</i>
28. Keep in mind that your consumption of alcohol or drugs in no way excuses a person who acted against your will; had you been consuming alcohol or drugs just prior to the incident? (Select all that apply)	I had been consuming alcohol NR

	<i>Report the number of people who chose each response. However, if you chose "Yes," you must also indicate which of the following persons (if any) you told.</i>
29. Did you tell anyone about the incident(s) before this questionnaire?	Yes NR

	<i>Report the number of people who chose each response. However, if you chose "Yes," you must also indicate which of the following persons (if any) you told.</i>
30. Which of the following persons (if any) did you tell? (Select all that apply)	School Personnel (Administration, Resident Assistants, etc.) NR

	<i>Report the number of people who chose each response. However, if you chose "Yes," you must also indicate which of the following resources/support services you received or were referred to.</i>
31. When you disclosed this experience, did you receive information on or were you referred to any of the following resources/support services? (Select all that apply)	On-campus counseling NR

	<i>Report the number of people who chose each response. However, if you chose "Yes," you must also indicate which of the following services you chose to use.</i>
32. Following when you disclosed this experience, did you choose to use any of these services? (Select all that apply)	On-campus counseling NR

33. Many people choose not to tell anyone about experiences of sexual misconduct. This is a very normal response. What led you to choose not to tell anyone about	<i>Report the number of people who chose each response. However, I did not know where to go or who to tell</i> NR
---	--

STALKING SECTION

Question	Instructions and Responses
----------	----------------------------

34. How many times have one or more people done the following things to you in the last 12 months?

34a. Watched or followed you from a distance, or observed you with a listening device, camera, or GPS (global positioning system).	<i>Report the number of people who chose each response. However, I</i> None NR
--	--

34b. Approached you or showed up in places, such as your home, workplace, or school when you didn't want them to be there.	<i>Report the number of people who chose each response. However, I</i> None NR
--	--

34c. Left strange or potentially threatening items for you to find.	<i>Report the number of people who chose each response. However, I</i> None 20
---	--

34d. Sneaked into your home or car and did things to scare you by letting you know they had been there.	<i>Report the number of people who chose each response. However, I</i> None 20
---	--

34e. Left you unwanted messages (including text,	<i>Report the number of people who chose each response. However, I</i> None
--	--

voice mail or social media messages). 20

34f. Made unwanted phone calls to you (including hang up calls).

Report the number of people who chose each response. However, if

None

NR

34g. Left you cards, letters, flowers, or presents when they knew you didn't want them to.

Report the number of people who chose each response. However, if

None

20

34h. Made rude or mean comments to you online.

Report the number of people who chose each response. However, if

None

20

34i. Spread rumors about you online, whether they were based on truth or not.

Report the number of people who chose each response. However, if

None

NR

35. Where did this happen?

Report the number of people who chose each response. However, if

On campus, in an academic building (classroom, library, etc.)

NR

36. You indicated that you experienced at least one situation in which someone caused you harm. Now think

Report the number of people who chose each response. However, if

about which ONE SITUATION had the greatest effect on you. Yes
Are you willing to answer some additional questions about NR

37. How was the individual(s) who did the unwanted behavior associated with [INSTITUTION]? (Select all that apply)	<i>Report the number of people who chose each response. However, if</i> Student NR
--	--

38. Please describe the gender(s) of the individual(s) who committed the unwanted behavior. (Select all that apply)	<i>Report the number of people who chose each response. However, if</i> Woman NR
---	--

39. Had the other person been consuming alcohol or drugs just prior to the incident?	<i>Report the number of people who chose each response. However, if</i> They had been consuming alcohol NR
--	--

40. Keep in mind that your consumption of alcohol or drugs in no way excuses a person who acted against your will; had you been consuming alcohol or drugs just prior to the incident? (Select all that apply)	<i>Report the number of people who chose each response. However, if</i> I had been consuming alcohol NR
--	---

41. Did you tell anyone about the incident(s) before this	<i>Report the number of people who chose each response. However, if</i> Yes
---	--

questionnaire?

NR

42. Which of the following persons (if any) did you tell?
(Select all that apply)

Report the number of people who chose each response. However, if
School Personnel (Administration, Resident Assistants, etc.)
NR

43. When you disclosed this experience, did you receive
information on or were you referred to any of the following
resources/support services? (Select all that apply)

Report the number of people who chose each response. However, if
On-campus counseling
NR

44. Following when you disclosed this experience, did you
choose to use any of these services? (Select all that apply)

Report the number of people who chose each response. However, if
On-campus counseling
NR

45. Many people choose not to tell anyone about
experiences of sexual misconduct. This is a very normal
response. What led you to choose not to tell anyone about

Report the number of people who chose each response. However, if
I did not know where to go or who to tell
NR

DATING AND DOMESTIC VIOLENCE SECTION

Question

Instructions and Responses

46. While you have been at [INSTITUTION] in the last 12
months, has a partner controlled or tried to control you?
Examples could be when someone: • kept you from going to
classes or pursuing your educational goals; • did not allow
you to see or talk with friends or family; • made decisions

Report the number of people who chose each response. However, if
Yes
NR

47. How many times have one or more people done the following things to you in the last 12 months?

47a. The person threatened to hurt me and I thought I might really get hurt.

Report the number of people who chose each response. However, if

None

20

47b. The person pushed, grabbed, or shook me.

Report the number of people who chose each response. However, if

None

20

47c. The person choked me and/or tried to stop me from breathing.

Report the number of people who chose each response. However, if

None

20

47d. The person hit me.

Report the number of people who chose each response. However, if

None

20

47e. The person beat me up.

Report the number of people who chose each response. However, if

None

20

47f. The person stole or destroyed my property.

Report the number of people who chose each response. However, if

None

20

47g. The person scared me without laying a hand on me.

Report the number of people who chose each response. However, if

None

NR

	Report the number of people who chose each response. However, if
	None
47h. The person controlled my finances.	NR

	Report the number of people who chose each response. However, if
	None
47i. The person blocked my exit or physically restrained me.	20

	Report the number of people who chose each response. However, if
	On campus, in an academic building (classroom, library, etc.)
48. Where did this happen?	NR

49. You indicated that you experienced at least one situation in which someone caused you harm. Now think about which ONE SITUATION had the greatest effect on you. Yes	Report the number of people who chose each response. However, if
Are you willing to answer some additional questions about	NR

50. How was the individual(s) who did the unwanted behavior associated with [INSTITUTION]? (Select all that apply)	Report the number of people who chose each response. However, if
	Student
	NR

51. Please describe the gender(s) of the individual(s) who	Report the number of people who chose each res
--	--

committed the unwanted behavior. (Select all that apply)

Woman
NR

Report the number of people who chose each response. However, if they had been consuming alcohol

52. Had the other person been consuming alcohol or drugs just prior to the incident?

NR

Report the number of people who chose each response. However, if

53. Keep in mind that your consumption of alcohol or drugs in no way excuses a person who acted against your will; had you been consuming alcohol or drugs just prior to the incident? (Select all that apply)

I had been consuming alcohol
[Enter your answer here]

Report the number of people who chose each response. However, if

54. Did you tell anyone about the incident(s) before this questionnaire?

Yes
NR

Report the number of people who chose each response. However, if

55. Which of the following persons (if any) did you tell? (Select all that apply)

School Personnel (Administration, Resident Assistants, etc.)
NR

56. When you disclosed this experience, did you receive information on or were you referred to any of the following resources/support services? (Select all that apply)	<i>Report the number of people who chose each response. However, if you chose "none of these," please enter "NR" in the response column.</i> On-campus counseling NR
---	--

57. Following when you disclosed this experience, did you choose to use any of these services? (Select all that apply)	<i>Report the number of people who chose each response. However, if you chose "none of these," please enter "NR" in the response column.</i> On-campus counseling NR
--	--

58. Many people choose not to tell anyone about experiences of sexual misconduct. This is a very normal response. What led you to choose not to tell anyone about	<i>Report the number of people who chose each response. However, if you chose "none of these," please enter "NR" in the response column.</i> I did not know where to go or who to tell NR
---	---

SEXUAL VIOLENCE SECTION

Question	Instructions and Responses	
59. How many times have one or more people done the following things to you in the last 12 months?		
59a. Someone fondled, kissed, or rubbed up against the private areas of my body without my consent.	<i>Report the number of people who chose each response. However, if you chose "none of these," please enter "NR" in the response column.</i> None NR	
59b. Someone removed some of my clothes without my consent (but did not attempt sexual penetration).	<i>Report the number of people who chose each response. However, if you chose "none of these," please enter "NR" in the response column.</i> None	20
59c. Someone orally or anally penetrated me or made me orally or anally penetrate them without my consent.	<i>Report the number of people who chose each response. However, if you chose "none of these," please enter "NR" in the response column.</i> None	20

59d. Someone put their penis, fingers, or other objects into my vagina and/or butt without my consent.	Report the number of people who chose each response. However, if none of the responses were chosen, enter NR for not reportable.	None	20
59e. Someone forced me to put my penis, fingers, or other objects into their vagina and/or butt without my consent.	Report the number of people who chose each response. However, if none of the responses were chosen, enter NR for not reportable.	None	20
59f. Someone attempted to engage in nonconsensual sexual contact with me (including oral, anal, or vaginal penetration) even though they were not successful	Report the number of people who chose each response. However, if none of the responses were chosen, enter NR for not reportable.	None	20

60. Where did this happen?	Report the number of people who chose each response. However, if none of the responses were chosen, enter NR for not reportable.	On campus, in an academic building (classroom, library, etc.) NR	
----------------------------	--	---	--

61. Are you willing to answer some additional questions about this situation, or would you like to skip to the next section of the survey?	Report the number of people who chose each response. However, if none of the responses were chosen, enter NR for not reportable.	Yes NR	
--	--	-----------	--

Were the following tactics used by the other person(s) during the events you reported on the prior screen?

62a. The other person told lies, threatened to end the relationship or friendship, threatened to spread rumors about me, made promises I knew were untrue, or continually verbally pressured me after I said I didn't want to.	Report the number of people who chose each response. However, if none of the responses were chosen, enter NR for not reportable.	Yes NR	
--	--	-----------	--

62b. The other person showed displeasure, criticized my sexuality or attractiveness, got angry but did not use physical force, after I said I didn't want to.	<i>Report the number of people who chose each response. However, if</i>
	Yes
	NR

	<i>Report the number of people who chose each response. However, if</i>
62c. The other person took advantage of me when I was unable to give consent.	Yes
	NR

	<i>Report the number of people who chose each response. However, if</i>
62d. Threatened to physically harm me or someone close to me.	Yes
	NR

	<i>Report the number of people who chose each response. However, if</i>
62e. The other person used force, for example held me down with their body weight, pinned my arms, or had a weapon.	Yes
	NR

	<i>Report the number of people who chose each response. However, if</i>
63. How was the individual(s) who did the unwanted behavior associated with [INSTITUTION]? (Select all that apply)	Student
	NR

	<i>Report the number of people who chose each response. However, if</i>
64. Please describe the gender(s) of the individual(s) who committed the unwanted behavior. (Select all that apply)	Woman
	NR

	<i>Report the number of people who chose each response. However, if</i>
65. Had the other person been consuming alcohol or drugs just prior to the incident?	They had been consuming alcohol NR

	<i>Report the number of people who chose each response. However, if</i>
66. Keep in mind that your consumption of alcohol or drugs in no way excuses a person who acted against your will; had you been consuming alcohol or drugs just prior to the incident? (Select all that apply)	I had been consuming alcohol NR

	<i>Report the number of people who chose each response. However, if</i>
67. Did you tell anyone about the incident(s) before this questionnaire?	Yes NR

	<i>Report the number of people who chose each response. However, if</i>
68. Which of the following persons (if any) did you tell? (Select all that apply)	School Personnel (Administration, Resident Assistants, etc.) NR

	<i>Report the number of people who chose each response. However, if</i>
69. When you disclosed this experience, did you receive information on or were you referred to any of the following resources/support services? (Select all that apply)	On-campus counseling NR

70. Following when you disclosed this experience, did you choose to use any of these services? (Select all that apply)	<i>Report the number of people who chose each response. However, if you did not know where to go or who to tell, select NR.</i> On-campus counseling NR
--	---

71. Many people choose not to tell anyone about experiences of sexual misconduct. This is a very normal response. What led you to choose not to tell anyone about	<i>Report the number of people who chose each response. However, if you did not know where to go or who to tell, select NR.</i> I did not know where to go or who to tell NR
---	--

<u>STUDENT OUTCOMES SECTION</u>	
Question	Instructions and Responses
72. Have you ever withdrawn from [INSTITUTION]?	<i>Report the number of people who chose each response. However, if you did not know where to go or who to tell, select NR.</i> Yes NR

73. Was your decision to withdraw influenced by the experience(s) identified above while you were a student at [INSTITUTION]?	<i>Report the number of people who chose each response. However, if you did not know where to go or who to tell, select NR.</i> Yes NR
---	--

74. Have you ever taken a leave of absence from [INSTITUTION]?	<i>Report the number of people who chose each response. However, if you did not know where to go or who to tell, select NR.</i> Yes NR
--	--

75. Was your decision to take a leave of absence influenced by the experience(s) identified above while you were a student at [INSTITUTION]?	<i>Report the number of people who chose each response. However, if you did not know where to go or who to tell, select NR.</i> Yes NR
--	--

	<i>Report the number of people who chose each response. However, if</i>
	Yes
76. Have you ever transferred out of [INSTITUTION]?	NR

	<i>Report the number of people who chose each response. However, if</i>
	Yes
77. Was your decision to transfer from [INSTITUTION] influenced by the experience(s) identified above while you were a student at [INSTITUTION]?	NR

	<i>Report the number of people who chose each response. However, if</i>
	Yes
78. Have you ever withdrawn from a class(es) at [INSTITUTION]?	NR

	<i>Report the number of people who chose each response. However, if</i>
	Yes
79. Was your withdrawal from a class(es) influenced by the experience(s) identified above at [INSTITUTION]?	NR

	<i>Report the number of people who chose each response. However, if</i>
	Yes
80. Have you ever been placed on academic probation at [INSTITUTION]?	NR

	<i>Report the number of people who chose each response. However, if</i>
	Yes
81. Was being placed on academic probation influenced by experiences of sexual misconduct at [INSTITUTION]?	NR

<u>INSTITUTIONAL RESPONSES SECTION</u>	
Question	Instructions and Responses
82. In thinking about the events related to sexual misconduct described in the previous sections, did [INSTITUTION] play a role to	
82a. Actively supporting you with either formal or informal resources (e.g., counseling, academic services, advocacy services, meetings, or phone calls)?	<i>Report the number of people who chose each response. However, if</i>
	Yes
	NR

	<i>Report the number of people who chose each response. However, if</i>
	Yes
82b. Taking your report seriously?	NR

	<i>Report the number of people who chose each response. However, if</i>
	Yes
82c. Allowing you to have a say in how your report was handled?	NR

	<i>Report the number of people who chose each response. However, if</i>
	Yes
82d. Ensuring you were treated as an important member of the institution?	NR

	<i>Report the number of people who chose each response. However, if</i>
	Yes
82e. Meeting your needs for support and accommodations?	NR

	<i>Report the number of people who chose each response. However, if</i>
	Yes
82f. Discussing its policies about protection from retaliation?	NR

	<i>Report the number of people who chose each response. However, if</i>
	Yes
82g. Sharing options for academic and other accommodations?	NR

	<i>Report the number of people who chose each response. However, if</i>
	Yes
82h. Giving you information about options through a criminal process?	NR

83. In thinking about the events related to sexual misconduct described in the previous sections, did [INSTITUTION] play a role b

	<i>Report the number of people who chose each response. However, if</i>
	Yes
83a. Making it difficult to report the experience/s?	NR

	<i>Report the number of people who chose each response. However, if</i>
	Yes
83b. Responding inadequately to the experience/s, if reported?	NR

83c. Mishandling your case, if disciplinary action was contemplated?	<i>Report the number of people who chose each response. However, if</i> Yes NR
--	--

83d. Covering up the experience/s?	<i>Report the number of people who chose each response. However, if</i> Yes NR
------------------------------------	--

83e. Denying your experience/s in some way?	<i>Report the number of people who chose each response. However, if</i> Yes NR
---	--

83f. Punishing you in some way for reporting the experience/s (e.g., loss of privileges or status)?	<i>Report the number of people who chose each response. However, if</i> Yes NR
---	--

83g. Suggesting your experience/s might affect the reputation of the institution?	<i>Report the number of people who chose each response. However, if</i> Yes NR
---	--

83h. Creating an environment where you no longer felt like a valued member of the institution?	<i>Report the number of people who chose each response. However, if</i> Yes NR
--	--

83i. Creating an environment where staying at [INSTITUTION] was difficult for you?	<i>Report the number of people who chose each response. However, if</i> Yes NR
--	--

83j. Responding differently to your experience/s based on your sexual orientation or gender identity?	<i>Report the number of people who chose each response. However, if</i> Yes NR
---	--

83k. Responding differently to your experience/s based on your racial or ethnic background?	<i>Report the number of people who chose each response. However, if</i> Yes NR
---	--

83l. Responding differently to your experience/s based on your disability status?	<p>Report the number of people who chose each response. However, if you chose "other," please specify.</p> <p>Yes</p> <p>NR</p>
---	---

84. If you reported or were considering making a report of sexual misconduct to [INSTITUTION], did [INSTITUTION] play a role by

84a. Warning you that you could face lawsuits from the person who harmed you?	<p>Report the number of people who chose each response. However, if you chose "other," please specify.</p> <p>Yes</p> <p>NR</p>
---	---

84b. Threatening to file a lawsuit against you?	<p>Report the number of people who chose each response. However, if you chose "other," please specify.</p> <p>Yes</p> <p>NR</p>
---	---

84c. Encouraging you to take a leave of absence?	<p>Report the number of people who chose each response. However, if you chose "other," please specify.</p> <p>Yes</p> <p>NR</p>
--	---

84d. Encouraging you to transfer schools?	<p>Report the number of people who chose each response. However, if you chose "other," please specify.</p> <p>Yes</p> <p>NR</p>
---	---

84e. Encouraging you to drop out of school?	<p>Report the number of people who chose each response. However, if you chose "other," please specify.</p> <p>Yes</p> <p>NR</p>
---	---

84f. Other?	<p>Report the number of people who chose each response. However, if you chose "other," please specify.</p> <p>Yes</p> <p>NR</p>
-------------	---

85. If you reported or were considering making a report of sexual misconduct to [INSTITUTION], please indicate your experience

85a. The person who caused you harm filed a Title IX complaint.	<p>Report the number of people who chose each response. However, if you chose "other," please specify.</p> <p>Yes</p> <p>NR</p>
---	---

	<p>Report the number of people who chose each response. However, if you chose "other," please specify.</p>
--	--

85b. The person who caused you harm filed a protective order against you in court.	Yes NR
--	-----------

85c. The person who caused you harm threatened to sue you.	<i>Report the number of people who chose each response. However, if</i> Yes NR
--	--

85d. The person who caused you harm (or their attorney) threatened to sue or did sue the school over the case.	<i>Report the number of people who chose each response. However, if</i> Yes NR
--	--

86. Has the following happened to you at any time when you were a student at [INSTITUTION] during the last 12 months?

86a. I was pressured, intimidated, and/or threatened by someone to not make a report.	<i>Report the number of people who chose each response. However, if</i> Yes NR
---	--

86b. I was pressured, intimidated, and/or threatened by someone after making a report.	<i>Report the number of people who chose each response. However, if</i> Yes NR
--	--

87. Since you came to [INSTITUTION], which of the following have you done? (Select all that apply)**	Instructions for questions that were modifiable by institution: Re Total number of participants who responded to this question NR
--	--

88. Since coming to [INSTITUTION], have you received written (e.g., brochures, emails) or verbal information (e.g., presentations, training) from anyone at [INSTITUTION]	Instructions for questions that were modifiable by institution: Re Total number of participants who responded to this question NR
---	--

PEER RESPONSE SECTION	
Question	Instructions and Responses

89. If someone were to report a case of sexual misconduct to [INSTITUTION]....	
89a. Students would label the person making the report a troublemaker.	<i>Report the number of people who chose each response. However, if</i> Strongly Disagree NR
89b. Students would have a hard time supporting the	<i>Report the number of people who chose each response. However, if</i> Strongly Disagree

person who made the report.	NR
89c. The alleged offender(s) or their friends would try to get back at the person making the report.	Report the number of people who chose each response. However, if Strongly Disagree NR
89d. Students would support the person making the report.	Report the number of people who chose each response. However, if Strongly Disagree NR

90. If you experienced sexual misconduct and you told friends/peers at [INSTITUTION], how would they respond?

90a. Tell you that you could have done more to prevent this.	Report the number of people who chose each response. However, if Strongly Disagree NR
90b. Showed understanding of your experience.	Report the number of people who chose each response. However, if Strongly Disagree NR
90c. Helped you get information of any kind about coping with the experience.	Report the number of people who chose each response. However, if Strongly Disagree NR
90d. Encouraged you to keep the experience a secret. ?	Report the number of people who chose each response. However, if Strongly Disagree NR
90e. Told you to stop thinking about it.	Report the number of people who chose each response. However, if Strongly Disagree NR
90f. Treated you differently in some ways that made you feel uncomfortable.	Report the number of people who chose each response. However, if Strongly Disagree NR



the subset of participants who completed at least the Sexual and Gender survey ("33. Many people choose not to tell anyone about experiences of sexual ter it.

to report both the responses you used on your institution's survey, and the did not complete the consent module. Please enter data based on the wording of

if there are less than 20 responses to any answer DO NOT give the number, and instead, enter NR for not reportable.

21-25	25+	Total number of participants who
[Enter your answer here]	[Enter your answer here]	[Enter your answer here]

if there are less than 20 responses to any answer DO NOT give the number, and instead, enter NR for not reportable.

Genderqueer/gender non-conforming/non-binary	Man	Prefer not to respond	Prefer to Self-Describe
NR	NR	NR	NR

if there are less than 20 responses to any answer DO NOT give the number, and instead, enter NR for not reportable.

No	Prefer not to respond	Total number of participants who
	40 NR	40

Report all of the possible response options from your institution's survey, in row XX, starting in column C. Enter 1 response per column. Go to the row below to do this. Then, for each of the possible responses, report the number of people who chose that response in the row below. However, if there are less than 20 responses to any answer DO NOT give the number, and instead, enter NR for not reportable.

Hispanic only, or Hispanic and any race category	Not Hispanic; American Indian or Alaska Native only	Not Hispanic; Asian only	Not Hispanic; Black or African American only
NR	NR	NR	NR

Report all of the possible response options from your institution's survey, in row XX, starting in column C. Enter 1 response per column. Go to the next row to do this. Then, for each of the possible responses, report the number of people who chose that response in the row below. However, if there are no responses, enter NR for not reportable.

Report all of the possible response options from your institution's survey, in row XX, starting in column C. Enter 1 response per column. Go to the next row to do this. Then, for each of the possible responses, report the number of people who chose that response in the row below. However, if there are no responses, enter NR for not reportable.

[Enter first response here]	[Enter next possible response here]	if no no more possible responses, leave as is]	here, if no no more possible responses, leave as is]
NR	NR	NR	NR

if there are less than 20 responses to any answer DO NOT give the number, and instead, enter NR for not reportable.

Heterosexual/straight	Lesbian	Pansexual	Bisexual
32	NR	NR	NR

Report all of the possible response options from your institution's survey, in row XX, starting in column C. Enter 1 response per column. Go to the next row to do this. Then, for each of the possible responses, report the number of people who chose that response in the row below. However, if there are no responses, enter NR for not reportable.

[Enter first response here]	[Enter next possible response	[Enter next possible response here,	[Enter next possible response
NR	NR	NR	NR

if there are less than 20 responses to any answer DO NOT give the number, and instead, enter NR for not reportable.

No	Prefer not to respond	Total number of participants who	
23	NR	40	

Report all of the possible response options from your institution's survey, in row XX, starting in column C. Enter 1 response per column. Go to the row below to do this. Then, for each of the possible responses, report the number of people who chose that response in the row below. However, if there are less than 20 responses to any answer DO NOT give the number, and instead, enter NR for not reportable.

[Enter first response here]	[Enter next possible response here]	[Enter next possible response here]	[Enter next possible response here]
NR	NR	NR	NR

if there are less than 20 responses to any answer DO NOT give the number, and instead, enter NR for not reportable.

No	Prefer not to respond	Total number of participants who responded to this question	
34	NR	40	

if there are less than 20 responses to any answer DO NOT give the number, and instead, enter NR for not reportable.

No	Prefer not to respond	Total number of participants who	
NR	NR	4	

if there are less than 20 responses to any answer DO NOT give the number, and instead, enter NR for not reportable.

Permanent resident	Visa holder (F-1, J-1, H1-B, A)	Other legally documented status	Undocumented status
NR	NR	NR	NR

however, if there are less than 20 responses to any answer DO NOT give the number, and instead, enter NR for not reportable.

Made excuses to get out of class	Been late for class	Done poor work	Attended class intoxicated or
NR	NR	NR	NR

if there are less than 20 responses to any answer DO NOT give the number, and instead, enter NR for not reportable.

Disagree	Neutral	Agree	Strongly Agree
NR	NR	NR	NR

if there are less than 20 responses to any answer DO NOT give the number, and instead, enter NR for not reportable.

Disagree	Neutral	Agree	Strongly Agree
NR	NR	NR	NR

if there are less than 20 responses to any answer DO NOT give the number, and instead, enter NR for not reportable.

Disagree	Neutral	Agree	Strongly Agree
NR	NR	NR	NR

if there are less than 20 responses to any answer DO NOT give the number, and instead, enter NR for not reportable.

Disagree	Neutral	Agree	Strongly Agree
NR	NR	NR	NR

if there are less than 20 responses to any answer DO NOT give the number, and instead, enter NR for not reportable.

Disagree	Neutral	Agree	Strongly Agree
NR	NR	NR	NR

sexual misconduct.

if there are less than 20 responses to any answer DO NOT give the number, and instead, enter NR for not reportable.

Disagree	Neutral	Agree	Strongly Agree
NR	NR	NR	NR

if there are less than 20 responses to any answer DO NOT give the number, and instead, enter NR for not reportable.

Disagree	Neutral	Agree	Strongly Agree
NR	NR	NR	NR

<i>if there are less than 20 responses to any answer DO NOT give the number, and instead, enter NR for not reportable.</i>			
Disagree	Neutral	Agree	Strongly Agree
NR	NR	NR	NR

<i>if there are less than 20 responses to any answer DO NOT give the number, and instead, enter NR for not reportable.</i>			
Disagree	Neutral	Agree	Strongly Agree
NR	NR	NR	NR

<i>if there are less than 20 responses to any answer DO NOT give the number, and instead, enter NR for not reportable.</i>			
Disagree	Neutral	Agree	Strongly Agree
NR	NR	NR	NR

--	--	--	--

<i>if there are less than 20 responses to any answer DO NOT give the number, and instead, enter NR for not reportable.</i>			
Disagree	Neutral	Agree	Strongly Agree
NR	NR	NR	NR

<i>if there are less than 20 responses to any answer DO NOT give the number, and instead, enter NR for not reportable.</i>			
Disagree	Neutral	Agree	Strongly Agree
NR	NR	NR	NR

<i>if there are less than 20 responses to any answer DO NOT give the number, and instead, enter NR for not reportable.</i>			
Disagree	Neutral	Agree	Strongly Agree
NR	NR	NR	NR

<i>if there are less than 20 responses to any answer DO NOT give the number, and instead, enter NR for not reportable.</i>			
Disagree	Neutral	Agree	Strongly Agree
NR	NR	NR	NR

continue to people that chose each of the responses for that question.

if there are less than 20 responses to any answer DO NOT give the number, and instead, enter NR for not reportable.

Disagree	Neutral	Agree	Strongly Agree
NR	NR	NR	NR

if there are less than 20 responses to any answer DO NOT give the number, and instead, enter NR for not reportable.

Disagree	Neutral	Agree	Strongly Agree
NR	NR	NR	NR

if there are less than 20 responses to any answer DO NOT give the number, and instead, enter NR for not reportable.

Disagree	Neutral	Agree	Strongly Agree
NR	NR	NR	NR

if there are less than 20 responses to any answer DO NOT give the number, and instead, enter NR for not reportable.

Disagree	Neutral	Agree	Strongly Agree
NR	NR	NR	NR

reporting template. If you did NOT include it in your institution's survey, please skip

lies to all sexual experiences, including sexual intercourse, fondling, touching, kissing, etc.

if there are less than 20 responses to any answer DO NOT give the number, and instead, enter NR for not reportable.

Disagree	Neutral	Agree	Strongly Agree
NR	NR	NR	NR

if there are less than 20 responses to any answer DO NOT give the number, and instead, enter NR for not reportable.

Disagree	Neutral	Agree	Strongly Agree
NR	NR	NR	NR

if there are less than 20 responses to any answer DO NOT give the number, and instead, enter NR for not reportable.

Disagree	Neutral	Agree	Strongly Agree
NR	NR	NR	NR

if there are less than 20 responses to any answer DO NOT give the number, and instead, enter NR for not reportable.

Disagree	Neutral	Agree	Strongly Agree
NR	NR	NR	NR

if there are less than 20 responses to any answer DO NOT give the number, and instead, enter NR for not reportable.

Disagree	Neutral	Agree	Strongly Agree
NR	NR	NR	NR

if there are less than 20 responses to any answer DO NOT give the number, and instead, enter NR for not reportable.

Disagree	Neutral	Agree	Strongly Agree
NR	NR	NR	NR

if there are less than 20 responses to any answer DO NOT give the number, and instead, enter NR for not reportable.

Disagree	Neutral	Agree	Strongly Agree
NR	NR	NR	NR

if there are less than 20 responses to any answer DO NOT give the number, and instead, enter NR for not reportable.

Disagree	Neutral	Agree	Strongly Agree
NR	NR	NR	NR

if there are less than 20 responses to any answer DO NOT give the number, and instead, enter NR for not reportable.

Disagree	Neutral	Agree	Strongly Agree
NR	NR	NR	NR

if there are less than 20 responses to any answer DO NOT give the number, and instead, enter NR for not reportable.

Disagree	Neutral	Agree	Strongly Agree
NR	NR	NR	NR

if there are less than 20 responses to any answer DO NOT give the number, and instead, enter NR for not reportable.

Disagree	Neutral	Agree	Strongly Agree
NR	NR	NR	NR

if there are less than 20 responses to any answer DO NOT give the number, and instead, enter NR for not reportable.

Disagree	Neutral	Agree	Strongly Agree
NR	NR	NR	NR

if there are less than 20 responses to any answer DO NOT give the number, and instead, enter NR for not reportable.

Disagree	Neutral	Agree	Strongly Agree
NR	NR	NR	NR

institution did not complete the consent module. Please enter data based on the

if there are less than 20 responses to any answer DO NOT give the number, and instead, enter NR for not reportable.

1 Time	2-3 Times	4 or More Times	Prefer not to respond
NR	NR	NR	NR

if there are less than 20 responses to any answer DO NOT give the number, and instead, enter NR for not reportable.

1 Time	2-3 Times	4 or More Times	Prefer not to respond
NR	NR	NR	NR

if there are less than 20 responses to any answer DO NOT give the number, and instead, enter NR for not reportable.

1 Time	2-3 Times	4 or More Times	Prefer not to respond
NR	NR	NR	NR

if there are less than 20 responses to any answer DO NOT give the number, and instead, enter NR for not reportable.

1 Time	2-3 Times	4 or More Times	Prefer not to respond
--------	-----------	-----------------	-----------------------

NR	NR	NR	NR
<i>if there are less than 20 responses to any answer DO NOT give the number, and instead, enter NR for not reportable.</i>			
1 Time	2-3 Times	4 or More Times	Prefer not to respond
NR	NR	NR	NR
<i>if there are less than 20 responses to any answer DO NOT give the number, and instead, enter NR for not reportable.</i>			
1 Time	2-3 Times	4 or More Times	Prefer not to respond
NR	NR	NR	NR
<i>if there are less than 20 responses to any answer DO NOT give the number, and instead, enter NR for not reportable.</i>			
1 Time	2-3 Times	4 or More Times	Prefer not to respond
NR	NR	NR	NR
<i>if there are less than 20 responses to any answer DO NOT give the number, and instead, enter NR for not reportable.</i>			
1 Time	2-3 Times	4 or More Times	Prefer not to respond
NR	NR	NR	NR
<i>if there are less than 20 responses to any answer DO NOT give the number, and instead, enter NR for not reportable.</i>			
1 Time	2-3 Times	4 or More Times	Prefer not to respond
NR	NR	NR	NR
<i>if there are less than 20 responses to any answer DO NOT give the number, and instead, enter NR for not reportable.</i>			
1 Time	2-3 Times	4 or More Times	Prefer not to respond
NR	NR	NR	NR
<i>if there are less than 20 responses to any answer DO NOT give the number, and instead, enter NR for not reportable.</i>			
1 Time	2-3 Times	4 or More Times	Prefer not to respond
NR	NR	NR	NR
<i>if there are less than 20 responses to any answer DO NOT give the number, and instead, enter NR for not reportable.</i>			
1 Time	2-3 Times	4 or More Times	Prefer not to respond
NR	NR	NR	NR

if there are less than 20 responses to any answer DO NOT give the number, and instead, enter NR for not reportable.

1 Time	2-3 Times	4 or More Times	Prefer not to respond
NR	NR	NR	NR

if there are less than 20 responses to any answer DO NOT give the number, and instead, enter NR for not reportable.

1 Time	2-3 Times	4 or More Times	Prefer not to respond
NR	NR	NR	NR

if there are less than 20 responses to any answer DO NOT give the number, and instead, enter NR for not reportable.

1 Time	2-3 Times	4 or More Times	Prefer not to respond
NR	NR	NR	NR

if there are less than 20 responses to any answer DO NOT give the number, and instead, enter NR for not reportable.

1 Time	2-3 Times	4 or More Times	Prefer not to respond
NR	NR	NR	NR

if there are less than 20 responses to any answer DO NOT give the number, and instead, enter NR for not reportable.

1 Time	2-3 Times	4 or More Times	Prefer not to respond
NR	NR	NR	NR

if there are less than 20 responses to any answer DO NOT give the number, and instead, enter NR for not reportable.

1 Time	2-3 Times	4 or More Times	Prefer not to respond
NR	NR	NR	NR

if there are less than 20 responses to any answer DO NOT give the number, and instead, enter NR for not reportable.

1 Time	2-3 Times	4 or More Times	Prefer not to respond
NR	NR	NR	NR

if there are less than 20 responses to any answer DO NOT give the number, and instead, enter NR for not reportable.

On campus, in a nonacademic, nonresidential	On campus, in a dormitory or	In a fraternity or sorority house	Study abroad, study away, or
---	------------------------------	-----------------------------------	------------------------------

NR	NR	NR	NR
----	----	----	----

if there are less than 20 responses to any answer DO NOT give the number, and instead, enter NR for not reportable.

No	Total number of participants
NR	NR

if there are less than 20 responses to any answer DO NOT give the number, and instead, enter NR for not reportable.

Unwanted sexual attention	Unwanted touching	Subtle or explicit bribes or threats	Prefer not to respond
NR	NR	NR	NR

if there are less than 20 responses to any answer DO NOT give the number, and instead, enter NR for not reportable.

Student teaching assistant	Faculty or instructor	Research staff	Other staff or administrator
NR	NR	NR	NR

sponse. However, if there are less than 20 responses to any answer DO NOT give the number, and instead, enter NR for not reportable.

Genderqueer/gender non-conforming/non-binary	Man	Prefer not to respond	Unknown
NR	NR	NR	NR

sponse. However, if there are less than 20 responses to any answer DO NOT give the number, and instead, enter NR for not reportable.

They had been consuming drugs	They had been consuming	They had not been consuming	I don't know
NR	NR	NR	NR

response. However, if there are less than 20 responses to any answer DO NOT give the number, and instead, enter NR for not reportable.

I had been consuming drugs

I am certain I was given drugs I believe I was given drugs or

I had not been consuming

NR

NR

NR

NR

if there are less than 20 responses to any answer DO NOT give the number, and instead, enter NR for not reportable.

No

Prefer not to respond

Total number of participants who

NR

NR

NR

if there are less than 20 responses to any answer DO NOT give the number, and instead, enter NR for not reportable.

School Faculty (Professors, Coaches, etc.)

Friends, family (Trusted

Community Based Organizations

Health & Wellness Providers

NR

NR

NR

NR

if there are less than 20 responses to any answer DO NOT give the number, and instead, enter NR for not reportable.

Non-institution counseling support

Local law enforcement (city,

Campus public safety/security

On-campus survivor support

NR

NR

NR

NR

if there are less than 20 responses to any answer DO NOT give the number, and instead, enter NR for not reportable.

Non-institution counseling support

Local law enforcement (city,

Campus public safety/security

On-campus survivor support

NR

NR

NR

NR

<i>if there are less than 20 responses to any answer DO NOT give the number, and instead, enter NR for not reportable.</i>			
I felt embarrassed, ashamed or that it would be too	I did not think anyone would	I did not think it was serious enough	I did not want the person to
NR	NR	NR	NR

--	--	--	--

<i>if there are less than 20 responses to any answer DO NOT give the number, and instead, enter NR for not reportable.</i>			
1 Time	2-3 Times	4 or More Times	Prefer not to respond
NR	NR	NR	NR

<i>if there are less than 20 responses to any answer DO NOT give the number, and instead, enter NR for not reportable.</i>			
1 Time	2-3 Times	4 or More Times	Prefer not to respond
NR	NR	NR	NR

<i>if there are less than 20 responses to any answer DO NOT give the number, and instead, enter NR for not reportable.</i>			
1 Time	2-3 Times	4 or More Times	Prefer not to respond
NR	NR	NR	NR

<i>if there are less than 20 responses to any answer DO NOT give the number, and instead, enter NR for not reportable.</i>			
1 Time	2-3 Times	4 or More Times	Prefer not to respond
NR	NR	NR	NR

<i>if there are less than 20 responses to any answer DO NOT give the number, and instead, enter NR for not reportable.</i>			
1 Time	2-3 Times	4 or More Times	Prefer not to respond

NR	NR	NR	NR
----	----	----	----

if there are less than 20 responses to any answer DO NOT give the number, and instead, enter NR for not reportable.

1 Time	2-3 Times	4 or More Times	Prefer not to respond
NR	NR	NR	NR

if there are less than 20 responses to any answer DO NOT give the number, and instead, enter NR for not reportable.

1 Time	2-3 Times	4 or More Times	Prefer not to respond
NR	NR	NR	NR

if there are less than 20 responses to any answer DO NOT give the number, and instead, enter NR for not reportable.

1 Time	2-3 Times	4 or More Times	Prefer not to respond
NR	NR	NR	NR

if there are less than 20 responses to any answer DO NOT give the number, and instead, enter NR for not reportable.

1 Time	2-3 Times	4 or More Times	Prefer not to respond
NR	NR	NR	NR

if there are less than 20 responses to any answer DO NOT give the number, and instead, enter NR for not reportable.

On campus, in a nonacademic, nonresidential	On campus, in a dormitory or	In a fraternity or sorority house	Study abroad, study away, or
NR	NR	NR	NR

if there are less than 20 responses to any answer DO NOT give the number, and instead, enter NR for not reportable.

No	Total number of participants
NR	NR

if there are less than 20 responses to any answer DO NOT give the number, and instead, enter NR for not reportable.

Student teaching assistant	Faculty or instructor	Research staff	Other staff or administrator
NR	NR	NR	NR

sponse. However, if there are less than 20 responses to any answer DO NOT give the number, and instead, enter NR for not reportable.

Genderqueer/gender non-conforming/non-binary	Man	Prefer not to respond	Unknown
NR	NR	NR	NR

sponse. However, if there are less than 20 responses to any answer DO NOT give the number, and instead, enter NR for not reportable.

They had been consuming drugs	They had been consuming	They had not been consuming	I don't know
NR	NR	NR	NR

sponse. However, if there are less than 20 responses to any answer DO NOT give the number, and instead, enter NR for not reportable.

I had been consuming drugs	I am certain I was given drugs	I believe I was given drugs or	I had not been consuming
NR	NR	NR	NR

if there are less than 20 responses to any answer DO NOT give the number, and instead, enter NR for not reportable.

No	Prefer not to respond	Total number of participants who
----	-----------------------	----------------------------------

NR	NR	NR
----	----	----

if there are less than 20 responses to any answer DO NOT give the number, and instead, enter NR for not reportable.

School Faculty (Professors, Coaches, etc.)	Friends, family (Trusted	Community Based Organizations	Health & Wellness Providers
NR	NR	NR	NR

if there are less than 20 responses to any answer DO NOT give the number, and instead, enter NR for not reportable.

Non-institution counseling support	Local law enforcement (city,	Campus public safety/security	On-campus survivor support
NR	NR	NR	NR

if there are less than 20 responses to any answer DO NOT give the number, and instead, enter NR for not reportable.

Non-institution counseling support	Local law enforcement (city,	Campus public safety/security	On-campus survivor support
NR	NR	NR	NR

if there are less than 20 responses to any answer DO NOT give the number, and instead, enter NR for not reportable.

I felt embarrassed, ashamed or that it would be too	I did not think anyone would	I did not think it was serious enough	I did not want the person to
NR	NR	NR	NR

if there are less than 20 responses to any answer DO NOT give the number, and instead, enter NR for not reportable.

No	Prefer not to respond	Total number of participants who
NR	NR	20

if there are less than 20 responses to any answer DO NOT give the number, and instead, enter NR for not reportable.

1 Time	2-3 Times	4 or More Times	Prefer not to respond
NR	NR	NR	NR

if there are less than 20 responses to any answer DO NOT give the number, and instead, enter NR for not reportable.

1 Time	2-3 Times	4 or More Times	Prefer not to respond
NR	NR	NR	NR

if there are less than 20 responses to any answer DO NOT give the number, and instead, enter NR for not reportable.

1 Time	2-3 Times	4 or More Times	Prefer not to respond
NR	NR	NR	NR

if there are less than 20 responses to any answer DO NOT give the number, and instead, enter NR for not reportable.

1 Time	2-3 Times	4 or More Times	Prefer not to respond
NR	NR	NR	NR

if there are less than 20 responses to any answer DO NOT give the number, and instead, enter NR for not reportable.

1 Time	2-3 Times	4 or More Times	Prefer not to respond
NR	NR	NR	NR

if there are less than 20 responses to any answer DO NOT give the number, and instead, enter NR for not reportable.

1 Time	2-3 Times	4 or More Times	Prefer not to respond
NR	NR	NR	NR

if there are less than 20 responses to any answer DO NOT give the number, and instead, enter NR for not reportable.

1 Time	2-3 Times	4 or More Times	Prefer not to respond
NR	NR	NR	NR

if there are less than 20 responses to any answer DO NOT give the number, and instead, enter NR for not reportable.

1 Time	2-3 Times	4 or More Times	Prefer not to respond
NR	NR	NR	NR

if there are less than 20 responses to any answer DO NOT give the number, and instead, enter NR for not reportable.

1 Time	2-3 Times	4 or More Times	Prefer not to respond
NR	NR	NR	NR

if there are less than 20 responses to any answer DO NOT give the number, and instead, enter NR for not reportable.

On campus, in a nonacademic, nonresidential	On campus, in a dormitory or	In a fraternity or sorority house	Study abroad, study away, or
NR	NR	NR	NR

if there are less than 20 responses to any answer DO NOT give the number, and instead, enter NR for not reportable.

No	Total number of participants
NR	NR

if there are less than 20 responses to any answer DO NOT give the number, and instead, enter NR for not reportable.

Student teaching assistant	Faculty or instructor	Research staff	Other staff or administrator
NR	NR	NR	NR

sponse. However, if there are less than 20 responses to any answer DO NOT give the number, and instead, enter NR for not reportable.

Genderqueer/gender non-conforming/non-binary	Man	Prefer not to respond	Unknown
NR	NR	NR	NR

if there are less than 20 responses to any answer DO NOT give the number, and instead, enter NR for not reportable.

They had been consuming drugs	They had been consuming	They had not been consuming	I don't know
-------------------------------	-------------------------	-----------------------------	--------------

NR	NR	NR	NR
----	----	----	----

if there are less than 20 responses to any answer DO NOT give the number, and instead, enter NR for not reportable.

I had been consuming drugs	I am certain I was given drugs I believe I was given drugs or	I had not been consuming
----------------------------	---	--------------------------

[Enter your answer here]	[Enter your answer here]	[Enter your answer here]	[Enter your answer here]
--------------------------	--------------------------	--------------------------	--------------------------

if there are less than 20 responses to any answer DO NOT give the number, and instead, enter NR for not reportable.

No	Prefer not to respond	Total number of participants who
NR	NR	NR

if there are less than 20 responses to any answer DO NOT give the number, and instead, enter NR for not reportable.

School Faculty (Professors, Coaches, etc.)	Friends, family (Trusted	Community Based Organizations	Health & Wellness Providers
NR	NR	NR	NR

if there are less than 20 responses to any answer DO NOT give the number, and instead, enter NR for not reportable.

Non-institution counseling support	Local law enforcement (city,	Campus public safety/security	On-campus survivor support
NR	NR	NR	NR

if there are less than 20 responses to any answer DO NOT give the number, and instead, enter NR for not reportable.

Non-institution counseling support	Local law enforcement (city,	Campus public safety/security	On-campus survivor support
NR	NR	NR	NR

if there are less than 20 responses to any answer DO NOT give the number, and instead, enter NR for not reportable.

I felt embarrassed, ashamed or that it would be too	I did not think anyone would	I did not think it was serious enough	I did not want the person to
NR	NR	NR	NR

if there are less than 20 responses to any answer DO NOT give the number, and instead, enter NR for not reportable.

1 Time	2-3 Times	4 or More Times	Prefer not to respond
NR	NR	NR	NR

if there are less than 20 responses to any answer DO NOT give the number, and instead, enter NR for not reportable.

1 Time	2-3 Times	4 or More Times	Prefer not to respond
NR	NR	NR	NR

if there are less than 20 responses to any answer DO NOT give the number, and instead, enter NR for not reportable.

1 Time	2-3 Times	4 or More Times	Prefer not to respond
NR	NR	NR	NR

<i>if there are less than 20 responses to any answer DO NOT give the number, and instead, enter NR for not reportable.</i>			
1 Time	2-3 Times	4 or More Times	Prefer not to respond
NR	NR	NR	NR

<i>if there are less than 20 responses to any answer DO NOT give the number, and instead, enter NR for not reportable.</i>			
1 Time	2-3 Times	4 or More Times	Prefer not to respond
NR	NR	NR	NR

<i>if there are less than 20 responses to any answer DO NOT give the number, and instead, enter NR for not reportable.</i>			
1 Time	2-3 Times	4 or More Times	Prefer not to respond
NR	NR	NR	NR

if there are less than 20 responses to any answer DO NOT give the number, and instead, enter NR for not reportable.

On campus, in a nonacademic, nonresidential building or some other location (examples include athletic arenas, theatre and arts centers)	On campus, in a dormitory or other campus housing (not a fraternity or sorority house)	In a fraternity or sorority house	Study abroad, study away, or other off-campus study program
NR	NR	NR	NR

<i>if there are less than 20 responses to any answer DO NOT give the number, and</i>	
No	Total number of participants
NR	NR

<i>if there are less than 20 responses to any answer DO NOT give the number, and instead, enter NR for not reportable.</i>		
No	Prefer not to respond	Total number of participants who
NR	NR	NR

<i>if there are less than 20 responses to any answer DO NOT give the number, and instead, enter NR for not reportable.</i>		
No	Prefer not to respond	Total number of participants who
NR	NR	NR

<i>if there are less than 20 responses to any answer DO NOT give the number, and instead, enter NR for not reportable.</i>		
No	Prefer not to respond	Total number of participants who
NR	NR	NR

<i>if there are less than 20 responses to any answer DO NOT give the number, and instead, enter NR for not reportable.</i>		
No	Prefer not to respond	Total number of participants who
NR	NR	NR

<i>if there are less than 20 responses to any answer DO NOT give the number, and instead, enter NR for not reportable.</i>		
No	Prefer not to respond	Total number of participants who
NR	NR	NR

<i>if there are less than 20 responses to any answer DO NOT give the number, and instead, enter NR for not reportable.</i>			
Student teaching assistant	Faculty or instructor	Research staff	Other staff or administrator
NR	NR	NR	NR

<i>if there are less than 20 responses to any answer DO NOT give the number, and instead, enter NR for not reportable.</i>			
Genderqueer/gender non-conforming/non-binary	Man	Prefer not to respond	Unknown
NR	NR	NR	NR

if there are less than 20 responses to any answer DO NOT give the number, and instead, enter NR for not reportable.

They had been consuming drugs	They had been consuming	They had not been consuming	I don't know
NR	NR	NR	NR

if there are less than 20 responses to any answer DO NOT give the number, and instead, enter NR for not reportable.

I had been consuming drugs	I am certain I was given drugs	I believe I was given drugs or alcohol	I had not been consuming alcohol
NR	NR	NR	NR

if there are less than 20 responses to any answer DO NOT give the number, and instead, enter NR for not reportable.

No	Prefer not to respond	Total number of participants who
NR	NR	NR

if there are less than 20 responses to any answer DO NOT give the number, and instead, enter NR for not reportable.

School Faculty (Professors, Coaches, etc.)	Friends, family (Trusted	Community Based Organizations	Health & Wellness Providers
NR	NR	NR	NR

if there are less than 20 responses to any answer DO NOT give the number, and instead, enter NR for not reportable.

Non-institution counseling support	Local law enforcement (city,	Campus public safety/security	On-campus survivor support
NR	NR	NR	NR

if there are less than 20 responses to any answer DO NOT give the number, and instead, enter NR for not reportable.			
Non-institution counseling support	Local law enforcement (city,	Campus public safety/security	On-campus survivor support
NR	NR	NR	NR

if there are less than 20 responses to any answer DO NOT give the number, and instead, enter NR for not reportable.			
I felt embarrassed, ashamed or that it would be too	I did not think anyone would	I did not think it was serious enough	I did not want the person to
NR	NR	NR	NR

--	--	--	--

if there are less than 20 responses to any answer DO NOT give the number, and instead, enter NR for not reportable.		
No	Prefer not to respond	Total number of participants who
NR	NR	NR

if there are less than 20 responses to any answer DO NOT give the number, and instead, enter NR for not reportable.		
No	Prefer not to respond	Total number of participants who
NR	NR	NR

if there are less than 20 responses to any answer DO NOT give the number, and instead, enter NR for not reportable.		
No	Prefer not to respond	Total number of participants who
NR	NR	NR

if there are less than 20 responses to any answer DO NOT give the number, and instead, enter NR for not reportable.		
No	Prefer not to respond	Total number of participants who
NR	NR	NR

if there are less than 20 responses to any answer DO NOT give the number, and instead, enter NR for not reportable.

No	Prefer not to respond	Total number of participants who
NR	NR	NR

if there are less than 20 responses to any answer DO NOT give the number, and instead, enter NR for not reportable.

No	Prefer not to respond	Total number of participants who
NR	NR	NR

if there are less than 20 responses to any answer DO NOT give the number, and instead, enter NR for not reportable.

No	Prefer not to respond	Total number of participants who
NR	NR	NR

if there are less than 20 responses to any answer DO NOT give the number, and instead, enter NR for not reportable.

No	Prefer not to respond	Total number of participants who
NR	NR	NR

if there are less than 20 responses to any answer DO NOT give the number, and instead, enter NR for not reportable.

No	Prefer not to respond	Total number of participants who
NR	NR	NR

if there are less than 20 responses to any answer DO NOT give the number, and instead, enter NR for not reportable.

No	Prefer not to respond	Total number of participants who
NR	NR	NR

oy...

if there are less than 20 responses to any answer DO NOT give the number, and instead, enter NR for not reportable.

No	Prefer not to respond	Does not apply	Total number of participants
NR	NR	NR	NR

<i>if there are less than 20 responses to any answer DO NOT give the number, and instead, enter NR for not reportable.</i>			
No	Prefer not to respond	Does not apply	Total number of participants
NR	NR	NR	NR

<i>if there are less than 20 responses to any answer DO NOT give the number, and instead, enter NR for not reportable.</i>			
No	Prefer not to respond	Does not apply	Total number of participants
NR	NR	NR	NR

<i>if there are less than 20 responses to any answer DO NOT give the number, and instead, enter NR for not reportable.</i>			
No	Prefer not to respond	Does not apply	Total number of participants
NR	NR	NR	NR

<i>if there are less than 20 responses to any answer DO NOT give the number, and instead, enter NR for not reportable.</i>			
No	Prefer not to respond	Does not apply	Total number of participants
NR	NR	NR	NR

<i>if there are less than 20 responses to any answer DO NOT give the number, and instead, enter NR for not reportable.</i>			
No	Prefer not to respond	Does not apply	Total number of participants
NR	NR	NR	NR

<i>if there are less than 20 responses to any answer DO NOT give the number, and instead, enter NR for not reportable.</i>			
No	Prefer not to respond	Does not apply	Total number of participants
NR	NR	NR	NR

<i>if there are less than 20 responses to any answer DO NOT give the number, and instead, enter NR for not reportable.</i>			
No	Prefer not to respond	Does not apply	Total number of participants
NR	NR	NR	NR

oy..

<i>if there are less than 20 responses to any answer DO NOT give the number, and instead, enter NR for not reportable.</i>			
No	Prefer not to respond	Does not apply	Total number of participants
NR	NR	NR	NR

<i>if there are less than 20 responses to any answer DO NOT give the number, and instead, enter NR for not reportable.</i>			
No	Prefer not to respond	Does not apply	Total number of participants
NR	NR	NR	NR

<i>if there are less than 20 responses to any answer DO NOT give the number, and instead, enter NR for not reportable.</i>			
No	Prefer not to respond	Does not apply	Total number of participants
NR	NR	NR	NR

<i>if there are less than 20 responses to any answer DO NOT give the number, and instead, enter NR for not reportable.</i>			
No	Prefer not to respond	Does not apply	Total number of participants
NR	NR	NR	NR

<i>if there are less than 20 responses to any answer DO NOT give the number, and instead, enter NR for not reportable.</i>			
No	Prefer not to respond	Does not apply	Total number of participants
NR	NR	NR	NR

<i>if there are less than 20 responses to any answer DO NOT give the number, and instead, enter NR for not reportable.</i>			
No	Prefer not to respond	Does not apply	Total number of participants
NR	NR	NR	NR

<i>if there are less than 20 responses to any answer DO NOT give the number, and instead, enter NR for not reportable.</i>			
No	Prefer not to respond	Does not apply	Total number of participants
NR	NR	NR	NR

<i>if there are less than 20 responses to any answer DO NOT give the number, and instead, enter NR for not reportable.</i>			
No	Prefer not to respond	Does not apply	Total number of participants
NR	NR	NR	NR

<i>if there are less than 20 responses to any answer DO NOT give the number, and instead, enter NR for not reportable.</i>			
No	Prefer not to respond	Does not apply	Total number of participants
NR	NR	NR	NR

<i>if there are less than 20 responses to any answer DO NOT give the number, and instead, enter NR for not reportable.</i>			
No	Prefer not to respond	Does not apply	Total number of participants
NR	NR	NR	NR

<i>if there are less than 20 responses to any answer DO NOT give the number, and instead, enter NR for not reportable.</i>			
No	Prefer not to respond	Does not apply	Total number of participants
NR	NR	NR	NR

<i>if there are less than 20 responses to any answer DO NOT give the number, and instead, enter NR for not reportable.</i>			
No	Prefer not to respond	Does not apply	Total number of participants
NR	NR	NR	NR

y...

<i>if there are less than 20 responses to any answer DO NOT give the number, and instead, enter NR for not reportable.</i>			
No	Prefer not to respond	Does not apply	Total number of participants
NR	NR	NR	NR

<i>if there are less than 20 responses to any answer DO NOT give the number, and instead, enter NR for not reportable.</i>			
No	Prefer not to respond	Does not apply	Total number of participants
NR	NR	NR	NR

<i>if there are less than 20 responses to any answer DO NOT give the number, and instead, enter NR for not reportable.</i>			
No	Prefer not to respond	Does not apply	Total number of participants
NR	NR	NR	NR

<i>if there are less than 20 responses to any answer DO NOT give the number, and instead, enter NR for not reportable.</i>			
No	Prefer not to respond	Does not apply	Total number of participants
NR	NR	NR	NR

<i>if there are less than 20 responses to any answer DO NOT give the number, and instead, enter NR for not reportable.</i>			
No	Prefer not to respond	Does not apply	Total number of participants
NR	NR	NR	NR

<i>if there are less than 20 responses to any answer DO NOT give the number, and instead, enter NR for not reportable.</i>			
No	Prefer not to respond	Does not apply	Total number of participants
NR	NR	NR	NR

e(s) of the following:

<i>if there are less than 20 responses to any answer DO NOT give the number, and instead, enter NR for not reportable.</i>			
No	Prefer not to respond	Does not apply	Total number of participants
NR	NR	NR	NR

if there are less than 20 responses to any answer DO NOT give the number, and instead, enter NR for not reportable.

No	Prefer not to respond	Does not apply	Total number of participants
NR	NR	NR	NR

if there are less than 20 responses to any answer DO NOT give the number, and instead, enter NR for not reportable.

No	Prefer not to respond	Does not apply	Total number of participants
NR	NR	NR	NR

if there are less than 20 responses to any answer DO NOT give the number, and instead, enter NR for not reportable.

No	Prefer not to respond	Does not apply	Total number of participants
NR	NR	NR	NR

if there are less than 20 responses to any answer DO NOT give the number, and instead, enter NR for not reportable.

No	Prefer not to respond	Total number of participants who	
NR	NR	NR	NR

if there are less than 20 responses to any answer DO NOT give the number, and instead, enter NR for not reportable.

No	Prefer not to respond	Total number of participants who	
NR	NR	NR	NR

Report all of the possible response options from your institution's survey, in row XX, starting in column C. Enter 1 response per column. Go to the

[Enter first response here]	[Enter next possible response	[Enter next possible response here,	[Enter next possible response
NR	NR	NR	NR

Report all of the possible response options from your institution's survey, in row XX, starting in column C. Enter 1 response per column. Go to the

[Enter first response here]	[Enter next possible response	[Enter next possible response here,	[Enter next possible response
NR	NR	NR	NR

if there are less than 20 responses to any answer DO NOT give the number, and instead, enter NR for not reportable.

Disagree	Neutral	Agree	Strongly Agree
NR	NR	NR	NR


if there are less than 20 responses to any answer DO NOT give the number, and instead, enter NR for not reportable.

Disagree	Neutral	Agree	Strongly Agree
----------	---------	-------	----------------

NR	NR	NR	NR
<i>if there are less than 20 responses to any answer DO NOT give the number, and instead, enter NR for not reportable.</i>			
Disagree	Neutral	Agree	Strongly Agree
NR	NR	NR	NR
<i>if there are less than 20 responses to any answer DO NOT give the number, and instead, enter NR for not reportable.</i>			
Disagree	Neutral	Agree	Strongly Agree
NR	NR	NR	NR

<i>if there are less than 20 responses to any answer DO NOT give the number, and instead, enter NR for not reportable.</i>			
Disagree	Neutral	Agree	Strongly Agree
NR	NR	NR	NR
<i>if there are less than 20 responses to any answer DO NOT give the number, and instead, enter NR for not reportable.</i>			
Disagree	Neutral	Agree	Strongly Agree
NR	NR	NR	NR
<i>if there are less than 20 responses to any answer DO NOT give the number, and instead, enter NR for not reportable.</i>			
Disagree	Neutral	Agree	Strongly Agree
NR	NR	NR	NR
<i>if there are less than 20 responses to any answer DO NOT give the number, and instead, enter NR for not reportable.</i>			
Disagree	Neutral	Agree	Strongly Agree
NR	NR	NR	NR
<i>if there are less than 20 responses to any answer DO NOT give the number, and instead, enter NR for not reportable.</i>			
Disagree	Neutral	Agree	Strongly Agree
NR	NR	NR	NR
<i>if there are less than 20 responses to any answer DO NOT give the number, and instead, enter NR for not reportable.</i>			
Disagree	Neutral	Agree	Strongly Agree
NR	NR	NR	NR





Total number of participants who

40

Not Hispanic; Native Hawaiian or
Other Pacific Islander only

Not Hispanic; White only

Not Hispanic; more
than one race category If the individual...

NR 38 NR NR

no no more possible responses, leave as is]	here, if no no more possible responses, leave as is]	response here, if no no more possible	here, if no no more possible responses, leave as is]
NR	NR	NR	NR

Queer	Asexual	Prefer to self-describe	Prefer not to respond
NR	NR	NR	NR

[Enter next possible response here, if	[Enter next possible response	[Enter next possible	[Enter next possible response
NR	NR	NR	NR



[Enter next possible response here, if NR	[Enter next possible response NR	[Enter next possible NR	[Enter next possible response NR
--	-------------------------------------	----------------------------	-------------------------------------

Prefer not to respond NR	Total number of participants 37
-----------------------------	------------------------------------

Slept in class NR	Thought about dropping a class NR	Thought about quitting NR	Thought my mental health and/or NR
----------------------	--------------------------------------	------------------------------	---------------------------------------

Prefer not to respond	Total number of participants who responded to this question
NR	32

Prefer not to respond	Total number of participants who responded to this question
NR	32

Prefer not to respond	Total number of participants
NR	32

Prefer not to respond	Total number of participants
NR	32

Prefer not to respond	Total number of participants
NR	32

Prefer not to respond	Total number of participants
NR	32

Prefer not to respond	Total number of participants
NR	32

Prefer not to respond	Total number of participants
NR	32

Prefer not to respond	Total number of participants
NR	32

Prefer not to respond	Total number of participants
NR	32



Prefer not to respond	Total number of participants who responded to this question
NR	28

Prefer not to respond	Total number of participants who responded to this question
NR	28


Prefer not to respond	Total number of participants who responded to this question
NR	28

Prefer not to respond	Total number of participants who responded to this question
NR	28




Prefer not to respond Total number of participants who responded to this question

NR 28



Prefer not to respond Total number of participants who responded to this question

NR 28



Prefer not to respond Total number of participants who responded to this question

NR 28



Prefer not to respond Total number of participants who responded to this question

NR 28



Prefer not to respond Total number of participants

NR 24



Prefer not to respond	Total number of participants
NR	24

Prefer not to respond	Total number of participants
NR	24

Prefer not to respond	Total number of participants
NR	24

Prefer not to respond	Total number of participants
NR	24

Prefer not to respond	Total number of participants
NR	24

Prefer not to respond	Total number of participants
NR	24

Prefer not to respond	Total number of participants
NR	24

Prefer not to respond	Total number of participants
NR	24

--	--

Prefer not to respond	Total number of participants
NR	24

Prefer not to respond	Total number of participants
NR	24

Prefer not to respond	Total number of participants
NR	24

Prefer not to respond	Total number of participants
NR	24

Total number of participants who	
23	

Total number of participants who	
23	

Total number of participants who	
23	

Total number of participants who	
----------------------------------	--

23

Total number of participants who

23

Total number of participants who

23

Total number of participants who

23

Total number of participants who

23

Total number of participants who

23

Total number of participants who

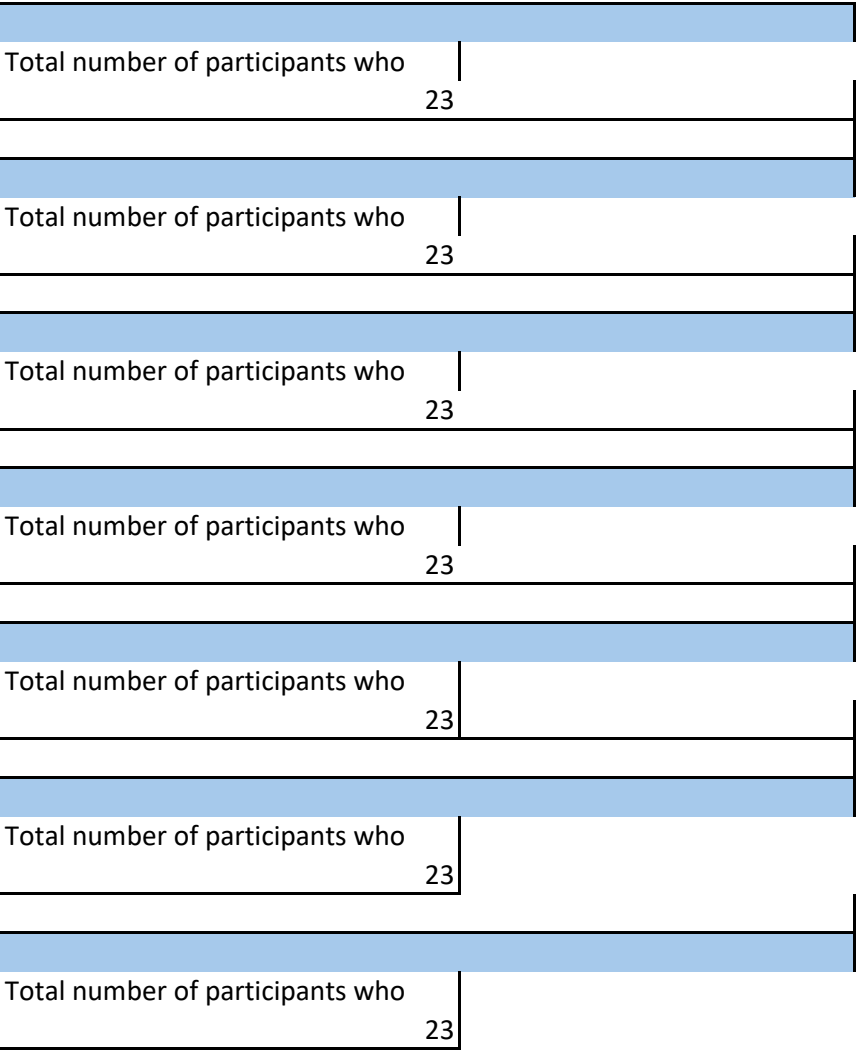
23

Total number of participants who

23

Total number of participants who

23



Off-campus internship Off campus, at an apartment, Electronically Prefer not to respond

NR

NR

NR

NR

Other	Total number of participants
NR	NR

Coach or trainer	Alumni	Other person	The person was not associated
NR	NR	NR	NR

Prefer to Self-Describe	Total number of participants
NR	NR

Prefer not to respond	Total number of participants
NR	NR

Prefer not to respond	Total number of participants
NR	NR

Hotline (Local or National)	Local Law Enforcement (City,	Campus Security/Safety	Other
NR	NR	NR	NR

Off-campus support and/or advocacy	Medical care, whether on or off-	Campus legal services	Campus Title IX office
NR	NR	NR	NR

Off-campus support and/or advocacy	Medical care, whether on or off-	Campus legal services	Campus Title IX office
NR	NR	NR	NR

I feared negative academic, social or NR	I feared it would not be kept NR	I could handle it myself NR	I feared retaliation NR

Total number of participants who

21

Total number of participants who

21

Total number of participants who

21

Total number of participants who

21

Total number of participants who

21

Total number of participants who

21

Total number of participants who

21

Total number of participants who

21

Total number of participants who

21

Off-campus internship

Off campus, at an apartment,

Electronically

Prefer not to respond

NR

NR

NR

NR



Coach or trainer	Alumni	Other person	The person was not associated
NR	NR	NR	NR

Prefer to Self-Describe	Total number of participants
NR	NR

Prefer not to respond	Total number of participants
NR	NR

Prefer not to respond	Total number of participants
NR	NR

Hotline (Local or National)	Local Law Enforcement (City,	Campus Security/Safety	Other
NR	NR	NR	NR

Off-campus support and/or advocacy	Medical care, whether on or off-	Campus legal services	Campus Title IX office
NR	NR	NR	NR

Off-campus support and/or advocacy	Medical care, whether on or off-	Campus legal services	Campus Title IX office
NR	NR	NR	NR

I feared negative academic, social or	I feared it would not be kept	I could handle it myself	I feared retaliation
NR	NR	NR	NR

--	--	--	--

Total number of participants who

20

Total number of participants who

20

Total number of participants who

20

Total number of participants who

20

Total number of participants who

20

Total number of participants who

20

Total number of participants who

20

Total number of participants who

20

Total number of participants who

20

Off-campus internship	Off campus, at an apartment,	Electronically	Prefer not to respond
NR	NR	NR	NR

Coach or trainer	Alumni	Other person	The person was not associated
NR	NR	NR	NR

Prefer to Self-Describe	Total number of participants
NR	NR

Prefer not to respond	Total number of participants
NR	NR

Prefer not to respond	Total number of participants
[Enter your answer here]	[Enter your answer here]

Hotline (Local or National)	Local Law Enforcement (City,	Campus Security/Safety	Other
NR	NR	NR	NR

Off-campus support and/or advocacy	Medical care, whether on or off-	Campus legal services	Campus Title IX office
NR	NR	NR	NR

Off-campus support and/or advocacy	Medical care, whether on or off-	Campus legal services	Campus Title IX office
NR	NR	NR	NR

I feared negative academic, social or	I feared it would not be kept	I could handle it myself	I feared retaliation
NR	NR	NR	NR

--	--	--	--

Total number of participants who	
	20

Total number of participants who	
	20

Total number of participants who	
	20

Total number of participants who

20

Total number of participants who

20

Total number of participants who

20



Off-campus internship	Off campus, at an apartment, restaurant, bar, or another location	Electronically	Prefer not to respond
NR	NR	NR	NR

Coach or trainer	Alumni	Other person	The person was not associated
NR	NR	NR	NR

Prefer to Self-Describe	Total number of participants
NR	NR

Prefer not to respond	Total number of participants
NR	NR

Prefer not to respond	Total number of participants
NR	NR

Hotline (Local or National)	Local Law Enforcement (City,	Campus Security/Safety	Other
NR	NR	NR	NR

Off-campus support and/or advocacy	Medical care, whether on or off-	Campus legal services	Campus Title IX office
NR	NR	NR	NR

Off-campus support and/or advocacy	Medical care, whether on or off-	Campus legal services	Campus Title IX office
NR	NR	NR	NR

I feared negative academic, social or	I feared it would not be kept	I could handle it myself	I feared retaliation
NR	NR	NR	NR

--	--	--	--



[Enter next possible response here, if [Enter # of people who have that	[Enter next possible response [Enter # of people who have	[Enter next possible [Enter # of people who	[Enter next possible response [Enter # of people who have that
--	--	--	---


[Enter next possible response here, if [Enter # of people who have that	[Enter next possible response [Enter # of people who have	[Enter next possible [Enter # of people who	[Enter next possible response [Enter # of people who have that
--	--	--	---

Prefer not to respond	Total number of participants
NR	20
Prefer not to respond	Total number of participants

NR	20
Prefer not to respond	Total number of participants
NR	20
Prefer not to respond	Total number of participants
NR	20

Prefer not to respond	Total number of participants
NR	20
Prefer not to respond	Total number of participants
NR	20
Prefer not to respond	Total number of participants
NR	20
Prefer not to respond	Total number of participants
NR	20
Prefer not to respond	Total number of participants
NR	20





Refuses to respond to both questions	Responds No to the Hispanic question, but does not respond to the race question	responds to the race question, but does not respond to the Hispanic	is a U.S. nonresident according to the visa and citizenship information on record at the
NR	NR	NR	NR

here, if no no more possible responses, leave as is]	[Enter next possible response here, if no no more possible responses, leave as is]	response here, if no no more possible responses,	here, if no no more possible responses, leave as is]
NR	NR	NR	NR


Total number of participants
40

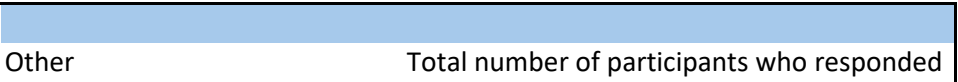
[Enter next possible response	[Enter next possible response here, if no no	[Enter next possible	[Enter next possible response
NR	NR	NR	NR

[Enter next possible response NR	[Enter next possible response here, if no no NR	[Enter next possible NR	[Enter next possible response NR
-------------------------------------	--	----------------------------	-------------------------------------









NR

NR

Unsure about association with

Total number of participants who responded

NR

NR

Prefer not to respond	Total number of participants who responded
NR	NR

Other services	Prefer not to respond	Total number of
NR	NR	NR

Other services	None of the above	Prefer not to respond	Total number of participants
NR	NR	NR	NR

I didn't think these resources NR	Incident occurred while school was not in NR	Other NR	Prefer not to respond NR

Other	Total number of participants who responded
NR	NR

Unsure about association with Total number of participants who responded

NR

NR

Prefer not to respond	Total number of participants who responded
NR	NR

Other services	Prefer not to respond	Total number of
NR	NR	NR

Other services	Prefer not to respond	Total number of
NR	NR	NR

I didn't think these resources	Incident occurred while school was not in	Other	Prefer not to respond
NR	NR	NR	NR

Other	Total number of participants who responded
NR	NR

Unsure about association with	Total number of participants who responded
NR	NR

Prefer not to respond	Total number of participants who responded
NR	NR

Other services	Prefer not to respond	Total number of
NR	NR	NR

Other services	Prefer not to respond	Total number of
NR	NR	NR

I didn't think these resources	Incident occurred while school was not in	Other	Prefer not to respond
NR	NR	NR	NR

Other	Total number of participants who responded to this question
NR	NR

Unsure about association with Total number of participants who responded

NR

NR

Prefer not to respond	Total number of participants who responded
NR	NR

Other services	Prefer not to respond	Total number of
NR	NR	NR

Other services	Prefer not to respond	Total number of
NR	NR	NR

Prefer not to respond	Total number of participants who responded
NR	NR

--




[Enter next possible response	[Enter next possible response here, if no no	[Enter next possible	[Enter next possible response
[Enter # of people who have	[Enter # of people who have that response	[Enter # of people who have	[Enter # of people who have

[Enter next possible response	[Enter next possible response here, if no no	[Enter next possible	[Enter next possible response
[Enter # of people who have	[Enter # of people who have that response	[Enter # of people who have	[Enter # of people who have







response here, if no no more possible responses,	response here, if no no more possible responses,	response here, if no no more possible responses,	possible response here, if no no more
NR	NR	NR	NR

[Enter next possible	[Enter next possible	[Enter next possible	[Enter next
NR	NR	NR	NR

[Enter next possible
NR


[Enter next possible
NR

[Enter next possible
NR


[Enter next
NR








Total number of
NR



Total number of
NR



Total number of
NR







[Enter next possible [Enter # of people who have	[Enter next possible [Enter # of people who	[Enter next possible [Enter # of people who	[Enter next [Enter # of people
---	--	--	-----------------------------------

[Enter next possible [Enter # of people who have	[Enter next possible [Enter # of people who	[Enter next possible [Enter # of people who	[Enter next [Enter # of people
---	--	--	-----------------------------------





